



Compiled by: E Larimer
Date: January, 2024

ENGINEERING AND TRAFFIC SURVEY

- I. Road Donner Pass Road
From I-80 @ Soda Springs
To Soda Springs Road
- II. **Reason for Study:** Five Year Speed Zone Update
- III. **Roadway Characteristics:**
- a. Width - 22 to 28 feet
 - b. Surface - Asphaltic Concrete
 - c. Striping - Double yellow centerline with 4-inch edgeline
 - d. ADT - 2,872
 - e. Length - 0.68 miles
- IV. **Roadside Characteristics:** Residential in character with several commercial businesses on this segment as well as close proximity to ski resorts and trails.
- V. **Existing Speed Zone:** 35 miles per hour
- VI. **Prevailing Speed:**
- a. 10 miles per hour pace - 27 - 36 miles per hour
 - b. Average speed - 30 miles per hour
 - c. 85th percentile - 36 miles per hour
- VII. **Accident History:** There were two reported accidents on this segment of Donner Pass Road over the last five years. One accident involved a bicycle and vehicle.
- VIII. **Other Factors of Significance:** Pedestrians and bicycles in area. Multiple pedestrian and bike trip generators are present on this section of road including, but not limited to, shops, post office, ski rental shops, and historical society.
- IX. **Is a Speed Zone Warranted:** Yes
- X. **Recommendations:** This section of road qualifies under California Vehicle Code Sections 22358.6 and 22358.7 for a reduction in speed from 36 mph to 25 mph based on the high concentrations of bicycle and pedestrian traffic in the area. This corridor is frequently utilized by pedestrians going to and from shops and businesses to homes and the nearby ski resorts. It is recommended that the speed limit be lowered to 25 mile per hour.

A handwritten signature in blue ink, appearing to read "Trisha Tillotson", is written over a horizontal line.

Trisha Tillotson P.E.
Community Development Agency Director



Compiled by: E Larimer
Date: January, 2024

ENGINEERING AND TRAFFIC SURVEY

- I. Road Donner Pass Road
From Soda Springs Road
To Donner Drive
- II. **Reason for Study:** Five Year Speed Zone Update
- III. **Roadway Characteristics:**
- a. Width - 24 to 28 feet
 - b. Surface - Asphaltic concrete
 - c. Striping - Double yellow centerline 4-inch edgeline
 - d. ADT - 1,338
 - e. Length - 0.41 miles
- IV. **Roadside Characteristics:** Residential in character with proximity to shops and ski resorts.
- V. **Existing Speed Zone:** 35 miles per hour
- VI. **Prevailing Speed:**
- a. 10 miles per hour pace - 31 -40 miles per hour
 - b. Average speed - 35 miles per hour
 - c. 85th percentile - 42 miles per hour
- VII. **Accident History:** There were no reported accidents on this segment of Donner Pass Road over the last five years.
- VIII. **Other Factors of Significance:** This segment qualifies as a residential district warranting a 25 mile per hour speed limit under California Vehicle Code Section 22352(b)(1) and Section 627(c). The ratio of 16 or more separate dwellings or business structures fronting the road on both sides of the road over a quarter mile section is met in this section. With pedestrians and bicyclists in the area as well as vehicles pulling into and out of driveways a lower speed on the section will increase reaction time and lower stopping distance.
- IX. **Is a Speed Zone Warranted:** Yes
- X. **Recommendations:** Post the speed limit at 25 mph for the section of Donner Pass Road from Soda Springs Road to Donner Drive.

A handwritten signature in blue ink, appearing to read "Trisha Tillotson", is written over a horizontal line.

Trisha Tillotson P.E.
Community Development Agency Director



Compiled by: E Larimer
Date: January, 2024

ENGINEERING AND TRAFFIC SURVEY

XI. Road Donner Pass Road
From Donner Drive
To 2.43 Miles East of Interstate 80

XII. Reason for Study: Five Year Speed Zone Update

XIII. Roadway Characteristics:

- a. Width - 24 to 28 feet
- b. Surface - Asphaltic concrete
- c. Striping - Double yellow centerline 4-inch edgeline
- d. ADT - 1,338
- e. Length - 1.34 miles

XIV. Roadside Characteristics: Rural with some driveways.

XV. Existing Speed Zone: 35 miles per hour

XVI. Prevailing Speed:

- a. 10 miles per hour pace - 31 -40 miles per hour
- b. Average speed - 35 miles per hour
- c. 85th percentile - 42 miles per hour

XVII. Accident History: There were no reported accidents on this segment of Donner Pass Road over the last five years.

XVIII. Other Factors of Significance: This section of road has a downhill incline with a corner having limited sight distance into an area with a high concentration of driveways and bikes. With vehicles pulling onto Donner Pass Road with limited sight distance the stopping distance of vehicles on Donner Pass Road would be shorter with a 35 mph posted speed than a higher speed enhancing safety in the area.

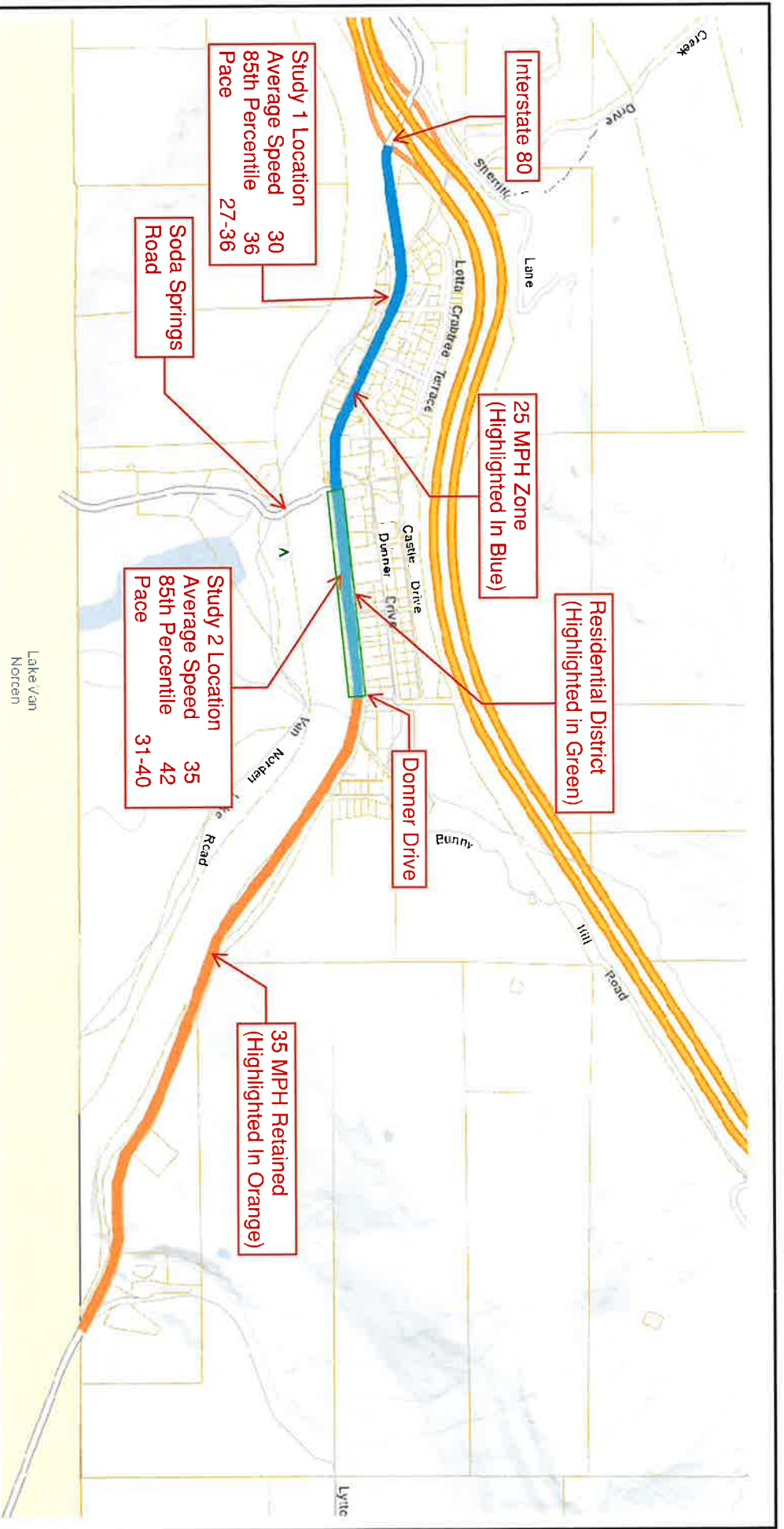
XIX. Is a Speed Zone Warranted: Yes

XX. Recommendations: The California Manual of Uniform Traffic Control Devices indicates that when a speed limit is to be posted, it should be established at the nearest 5 mph increment of the 85th percentile speed. California Vehicle Code Section 22358.6 allows for the 85th percentile speed to be rounded down to the nearest 5 mph increment and then reduced by 5 mph if conditions exist that are not readily apparent to drivers.

It is recommended that the existing speed limit of 35 mph remain in place.

A handwritten signature in blue ink, appearing to read "Trisha Tillotson", is written over a horizontal line.

Trisha Tillotson P.E.
Community Development Agency Director



NEVADA COUNTY
CALIFORNIA

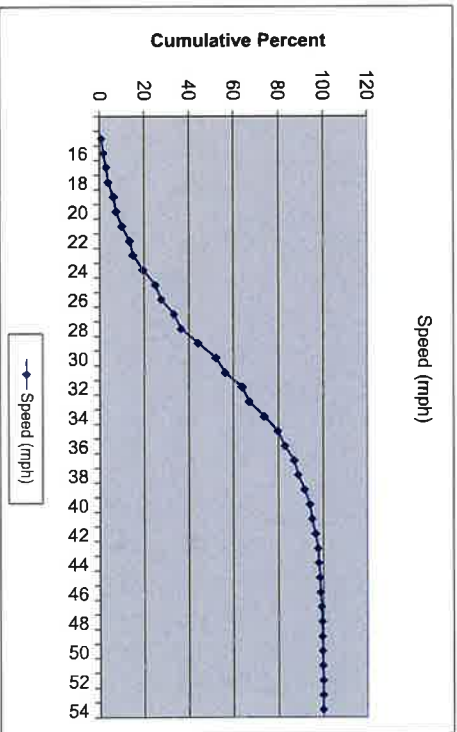
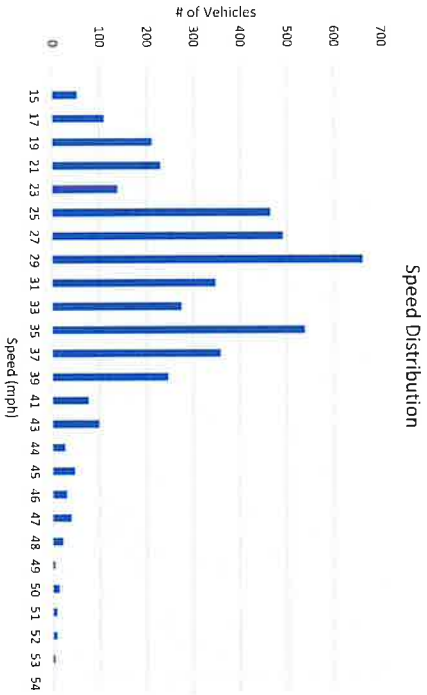
Donner Pass Road Through Soda Springs Speed Ordinance 2024

Road: Donner Pass Road Segment: Interstate 80 to Soda Springs Road

Speed	# of cars	Cumulative	Avg speed calc	Pace calc	Pace Range
15	52	1	780		
16	100	2	1600		
17	110	3	1870		
18	81	4	1458		
19	211	6	4009		
20	91	7	1820		
21	229	10	4809		
22	290	13	6380		
23	138	15	3174		
24	392	19	9408		
25	464	25	11600	1694 15 - 24	
26	240	28	6240	2106 16 - 25	
27	490	33	13230	2246 17 - 26	
28	285	37	7980	2626 18 - 27	
29	661	44	19169	2830 19 - 28	
30	699	52	20970	3280 20 - 29	
31	347	56	10757	3888 21 - 30	
32	655	64	20960	4006 22 - 31	
33	275	67	9075	4371 23 - 32	
34	583	74	19822	4508 24 - 33	
35	538	80	18830	4699 25 - 34	
36	269	83	9684	4773 26 - 35	
37	358	87	13246	4802 27 - 36	
38	157	89	5966	4670 28 - 37	
39	246	92	9594	4542 29 - 38	
40	216	94	8640	4127 30 - 39	
41	76	95	3116	3644 31 - 40	
42	133	97	5586	3373 32 - 41	
43	99	98	4257	2851 33 - 42	
44	26	98	1144	2675 34 - 43	
45	47	99	2115	2118 35 - 44	
46	29	99	1334	1627 36 - 45	
47	39	99	1833	1387 37 - 46	
48	21	100	1008	1068 38 - 47	
49	4	100	196	932 39 - 48	
50	13	100	650	690 40 - 49	
51	8	100	408	487 41 - 50	
52	8	100	416	419 42 - 51	
53	4	100	212	294 43 - 52	
54	0	100	0	199 44 - 53	
55	4	100	220	173 45 - 54	
Total	8688		263566	130 46 - 55	

	Previous	Current	Rounded
Average Speed	31	30	36
85th Percentile	36	36.48	36
Pace	25 - 34	27 - 36	

Posted Speed: 35
 AC Width: 30
 Weather: Sunny
 Location of Survey: 21865 Donner Pass Road
 Date: 8/5/22 to 8/9/22
 Observer: E Larimer



Road: Donner Pass Road Segment: Soda Springs Road to Donner Drive

Speed	# of cars	Cumulative	Avg speed calc	Pace calc	Pace Range
15	21	0	315		
16	32	1	512		
17	25	2	425		
18	36	2	648		
19	31	3	589		
20	46	4	920		
21	50	5	1050		
22	42	6	924		
23	58	7	1334		
24	76	9	1824		
25	79	11	1975	417	15 - 24
26	88	12	2288	475	16 - 25
27	96	14	2592	531	17 - 26
28	106	17	2968	602	18 - 27
29	129	19	3741	672	19 - 28
30	181	23	5430	770	20 - 29
31	213	28	6603	905	21 - 30
32	260	33	8320	1068	22 - 31
33	239	38	7887	1286	23 - 32
34	213	43	7242	1467	24 - 33
35	300	49	10500	1604	25 - 34
36	271	55	9756	1825	26 - 35
37	296	61	10952	2008	27 - 36
38	281	67	10678	2208	28 - 37
39	226	72	8814	2383	29 - 38
40	197	76	7880	2480	30 - 39
41	202	81	8282	2496	31 - 40
42	156	84	6552	2485	32 - 41
43	153	87	6579	2381	33 - 42
44	134	90	5896	2295	34 - 43
45	90	92	4050	2216	35 - 44
46	80	94	3680	2006	36 - 45
47	69	95	3243	1815	37 - 46
48	49	96	2352	1588	38 - 47
49	39	97	1911	1356	39 - 48
50	30	98	1500	1169	40 - 49
51	30	98	1530	1002	41 - 50
52	28	99	1456	830	42 - 51
53	23	99	1219	702	43 - 52
54	19	100	1026	572	44 - 53
55	11	100	605	457	45 - 54
Total	4705		166048	378	46 - 55

Average Speed	31	35	Rounded
85th Percentile	36	42	32
Pace	25 - 34	31 - 40	42

Posted Speed: 35 Date: 8/5/22 to 8/9/22
 AC Width: 30 Observer: E Larimer
 Weather: Sunny
 Location of Survey: 21285 Donner Pass Road

