







COUNTY OF NEVADA





DEPARTMENT OF AGRICULTURE,
WEIGHTS AND MEASURES


2019 CROP & LIVESTOCK REPORT

VEGETABLE, FRUIT & NUT CROPS







	ACRES	VALUE
  22% VEGETABLES ^A	88	\$2,285,900
	88	\$1,869,800
  19% OTHER FRUITS & NUTS ^B	39	\$294,000
	40	\$248,100
TOTAL VEGETABLE, FRUIT & NUT CROPS VALUE:		\$2,579,900
		\$2,117,900

WINEGRAPE CROPS

	ACRES	TOTAL TONS	VALUE
  8% RED WINEGRAPES ^C	320	1230	\$1,933,100
	320	1399	\$1,797,300
  0% WHITE WINEGRAPES ^D	96	396	\$617,300
	97	417	\$617,700
TOTAL WINEGRAPES:			\$2,550,400
			\$2,415,000








NURSERY PRODUCTS

	ACRES	NO. OF TREES	VALUE
  7% NURSERY	4		\$331,200
	4		\$309,700
  -4% CUT FLOWERS	7		\$185,000
	8		\$192,300
  14% CHRISTMAS TREES		2100	\$115,500
		2100	\$101,300
TOTAL NURSERY:			\$631,700
			\$603,300

TIMBER




	AMOUNT	\$/MBF ^E	VALUE
  -51% TIMBER	12,018 MBF	\$213.43	\$2,565,000
	19,772 MBF	\$266.00	\$5,254,100

LIVESTOCK, POULTRY AND LIVESTOCK PRODUCTS



		HEAD ¹	\$/HEAD	VALUE
↓		4,100	\$1,490	\$6,109,000
-1%	STEERS & HEIFERS	4,100	\$1,499	\$6,146,000
↓		2,100	\$1,755	\$3,685,500
-5%	COWS & CALF	2,200	\$1,763	\$3,877,800
↓		1,300	\$132	\$171,600
-18%	SHEEP & LAMBS	1,500	\$140	\$210,000
↓				\$254,000
-2%	MISC LIVESTOCK ²			\$259,300
↑		222		\$663,100
8%	SPECIALTY LIVESTOCK ³	236		\$614,000
TOTAL LIVESTOCK:				\$10,883,200
				\$11,107,100



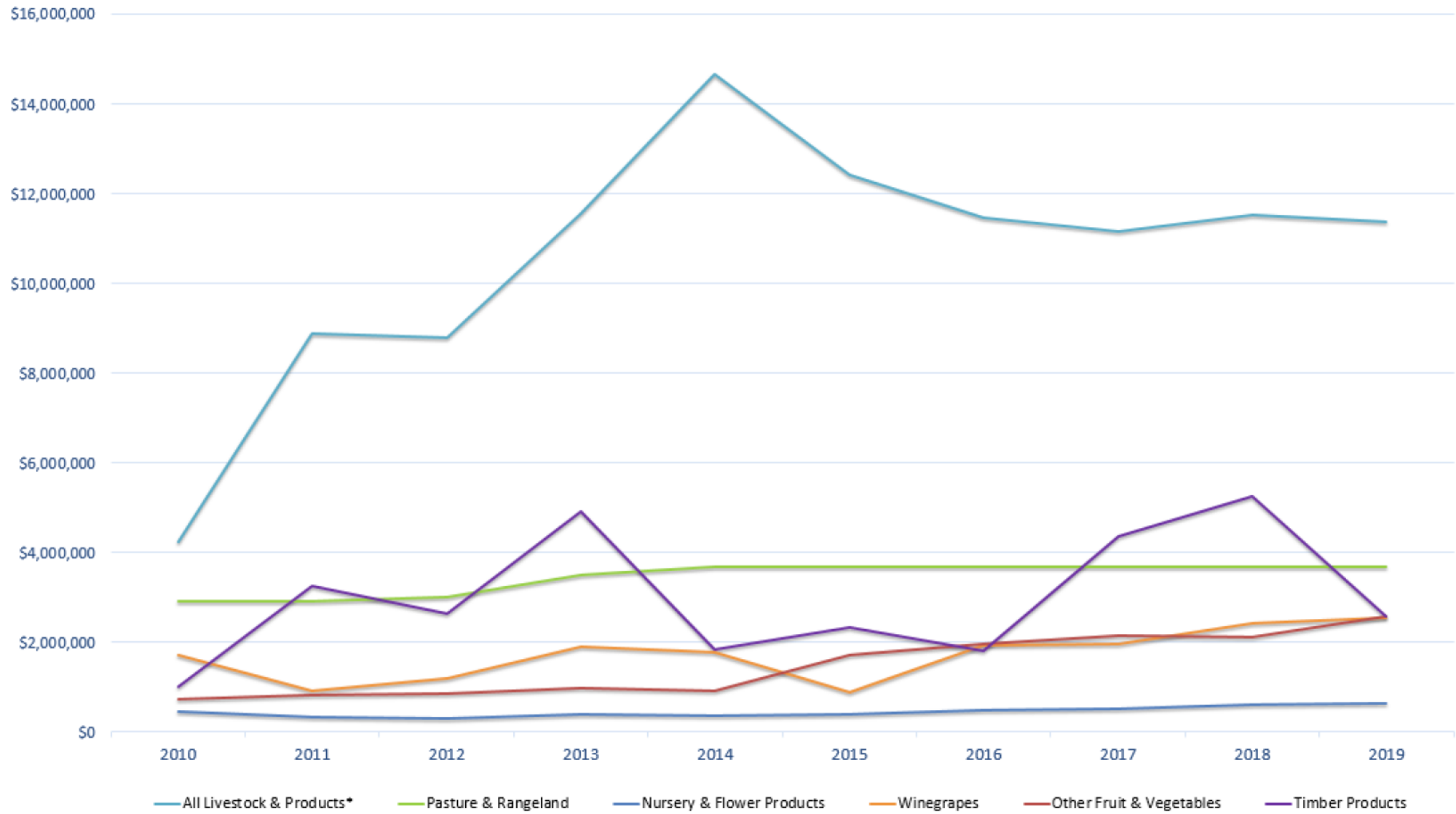
APIARY AND EGG⁵

		AMOUNT	\$/UNIT	VALUE
↑		2370 hives	---	\$210,400
1%	APIARY ⁴	2225 hives	---	\$208,800
↑		28,171 lbs	\$4.57	\$128,700
28%	HONEY	25,677 lbs	\$3.92	\$100,700
↑		16,721 doz	\$8.67	\$145,000
42%	EGGS	18,941 doz	\$5.40	\$102,300
TOTAL APIARY & EGGS:				\$484,100
				\$411,800

PASTURE AND RANGELAND

		AMOUNT	\$/ACRE	VALUE
-		10,000 ac	\$180	\$1,800,000
0%	PASTURE	10,000 ac	\$180	\$1,800,000
-		95,000 ac	\$20	\$1,900,000
0%	RANGELAND	95,000 ac	\$20	\$1,900,000
TOTAL PASTURE AND RANGELAND:				\$3,700,000
				\$3,700,000

10 YEAR SUMMARY



Sustainable Agricultural Activities- Department Highlights

- 4,350 packages and shipments inspected for live exotic pests
 - 428 insects placed and inspected for live exotic pests
 - 500+ sites surveyed and treated for noxious and invasive weeds
 - Issued over 100 pesticide permits
 - Promoted the new statewide BeeWhere app
 - Issued 32 Certified Producers Certificates, 7 Certified Farmers Markets, registered 43 organic producers
-

- 1,700 weighing and measuring devices tested for accuracy

**Agricultural Biologists/
Weights & Measures Inspectors**

Preston Neufeld
Homero “Tony” Romero
Monica Weakley
Luci Wilson

Agricultural Technicians

Michael Adam
James Paulo
Dean Tison

Office Support

Jennifer Acree

THANK YOU

Lastly, I would like to thank the many producers, industry representatives, businesses, and other public agencies who cooperated in supplying the data necessary to produce this report. Without their assistance, this crop report would not be possible.

I would also like to thank the members of my staff for their contributions, with special recognition going to Agricultural Biologist Luci Wilson, for compiling the information and designing this report. Thank you!



QUESTIONS?