



RESOLUTION No. 24-140

OF THE BOARD OF SUPERVISORS OF THE COUNTY OF NEVADA

RESOLUTION ADOPTING THE CERTIFIED STATEMENT OF VOTES CAST AT THE PRESIDENTIAL PRIMARY ELECTION ON MARCH 5, 2024, WITH THE COUNTY OF NEVADA AS CERTIFIED BY THE COUNTY CLERK-RECORDER/REGISTRAR OF VOTERS

WHEREAS, California Elections Code § 15372 requires the Nevada County Clerk-Recorder/Registrar of Voters to prepare a certified statement of election results within the county and submit it to the Board of Supervisors; and

WHEREAS, the Nevada County Clerk-Recorder/Registrar of Voters did canvass the returns of the March 5, 2024, Presidential Primary Election, and has certified the results of the votes cast at said election, which results are attached hereto as Exhibit A and incorporated by reference; and

WHEREAS, California Elections Code § 15400 provides that the Board of Supervisors shall declare elected to each office voted on at each election under its jurisdiction the person who receives a majority of all ballots cast for candidates for that office and shall also declare the results of each election under its jurisdiction as to each measure voted on at the election.

NOW, THEREFORE, BE IT RESOLVED that the Nevada County Clerk-Recorder/Registrar of Voters has certified the following results:

County Supervisor District 1
Heidi Hall

County Supervisor District 2
Robb Tucker

County Supervisor District 5
Hardy Bullock

Nevada City City Council
Doug Fleming
Daniela Fernández
Gary Petersen

County Republican Central Committee District 4
Rob Tribble
Dr. Carolyn Bronson
Melissa K. Walker
Amy Young
James Driver

Measure A
Yes

Measure B
Yes

Measure C
Yes

PASSED AND ADOPTED by the Board of Supervisors of the County of Nevada at a regular meeting of said Board, held on the 9th day of April 2024, by the following vote of said Board:

Ayes: Supervisors Heidi Hall, Edward C. Scofield, Lisa Swarthout,
Susan Hoek and Hardy Bullock.

Noes: None.

Absent: None.

Abstain: None.

Recuse: None.

ATTEST:

TINE MATHIASSEN
Chief Deputy Clerk of the Board of Supervisors

By: _____



Hardy Bullock, Chair

Cumulative Results Report

Official Results

Run Time 9:44 AM

Run Date 03/27/2024

Nevada County

March 5, 2024 Presidential Primary

3/5/2024

Page 1

Official Results

Registered Voters

39579 of 74321 = 53.25%

Precincts Reporting

108 of 108 = 100.00%

President of the United States - Republican Party - Presidential Preference, Vote for One

Precincts			Voters		
Counted	Total	Percent	Ballots	Registered	Percent
108	108	100.00%	15,403	74,321	20.72%

Choice	Party	Vote By Mail Voting		Early Voting		Election Day Voting		Provisional Voting		Total	
Nikki Haley		2,544	19.09%	38	8.43%	63	5.66%	11	10.58%	2,656	17.71%
Asa Hutchinson		18	0.14%	2	0.44%	1	0.09%	0	0.00%	21	0.14%
Donald J. Trump		10,405	78.09%	406	90.02%	1,034	92.82%	92	88.46%	11,937	79.61%
Chris Christie		91	0.68%	2	0.44%	2	0.18%	0	0.00%	95	0.63%
Ryan L Binkley		8	0.06%	0	0.00%	1	0.09%	0	0.00%	9	0.06%
David Stuckenberg		6	0.05%	0	0.00%	1	0.09%	0	0.00%	7	0.05%
Rachel Swift		7	0.05%	0	0.00%	2	0.18%	0	0.00%	9	0.06%
Ron DeSantis		193	1.45%	3	0.67%	10	0.90%	1	0.96%	207	1.38%
Vivek Ramaswamy		53	0.40%	0	0.00%	0	0.00%	0	0.00%	53	0.35%
Cast Votes:		13,325	100.00%	451	100.00%	1,114	100.00%	104	100.00%	14,994	100.00%
Undervotes:		386		3		17		0		406	
Overvotes:		3		0		0		0		3	

Cumulative Results Report

Nevada County

Official Results

Official Results

March 5, 2024 Presidential Primary

Registered Voters

39579 of 74321 = 53.25%

Precincts Reporting

108 of 108 = 100.00%

Run Time 9:44 AM
Run Date 03/27/2024

3/5/2024

Page 2

President of the United States - Democratic Party - Presidential Preference, Vote for One

Precincts			Voters		
Counted	Total	Percent	Ballots	Registered	Percent
108	108	100.00%	17,917	74,321	24.11%

Choice	Party	Vote By Mail Voting		Early Voting		Election Day Voting		Provisional Voting		Total	
Stephen P Lyons		66	0.42%	1	0.69%	5	1.18%	0	0.00%	72	0.44%
Eban Cambridge		40	0.25%	0	0.00%	2	0.47%	0	0.00%	42	0.26%
Gabriel Cornejo		31	0.20%	0	0.00%	4	0.94%	0	0.00%	35	0.21%
President R Boddie		120	0.76%	0	0.00%	4	0.94%	1	2.08%	125	0.76%
Joseph R Biden Jr		14,593	92.53%	130	89.66%	348	81.88%	43	89.58%	15,114	92.22%
Marianne Williamson		566	3.59%	9	6.21%	39	9.18%	2	4.17%	616	3.76%
Dean Phillips		321	2.04%	4	2.76%	16	3.76%	1	2.08%	342	2.09%
Armando "Mando" Perez-Serrato		34	0.22%	1	0.69%	7	1.65%	1	2.08%	43	0.26%
Cast Votes:		15,771	100.00%	145	100.00%	425	100.00%	48	100.00%	16,389	100.00%
Undervotes:		1,417		25		68		10		1,520	
Overvotes:		8		0		0		0		8	

President of the United States - Green Party - Presidential Preference, Vote for One

Precincts			Voters		
Counted	Total	Percent	Ballots	Registered	Percent
108	108	100.00%	232	74,321	0.31%

Choice	Party	Vote By Mail Voting		Early Voting		Election Day Voting		Provisional Voting		Total	
Jill Stein		106	100.00%	3	100.00%	6	100.00%	1	100.00%	116	100.00%
Cast Votes:		106	100.00%	3	100.00%	6	100.00%	1	100.00%	116	100.00%
Undervotes:		110		0		6		0		116	
Overvotes:		0		0		0		0		0	

Cumulative Results Report**Nevada County****Official Results**

Official Results

March 5, 2024 Presidential Primary

Registered Voters
39579 of 74321 = 53.25%Run Time 9:44 AM
Run Date 03/27/2024

3/5/2024

Page 3

Precincts Reporting
108 of 108 = 100.00%**President of the United States - American Independent Party - Presidential Preference, Vote for One**

Precincts			Voters		
Counted	Total	Percent	Ballots	Registered	Percent
108	108	100.00%	1,745	74,321	2.35%

Choice	Party	Vote By Mail Voting		Early Voting		Election Day Voting		Provisional Voting		Total	
James Bradley		130	100.00%	2	100.00%	10	100.00%	1	100.00%	143	100.00%
	Cast Votes:	130	100.00%	2	100.00%	10	100.00%	1	100.00%	143	100.00%
	Undervotes:	1,515		21		62		3		1,601	
	Overvotes:	0		0		1		0		1	

President of the United States - Libertarian Party - Presidential Preference, Vote for One

Precincts			Voters		
Counted	Total	Percent	Ballots	Registered	Percent
108	108	100.00%	454	74,321	0.61%

Choice	Party	Vote By Mail Voting		Early Voting		Election Day Voting		Provisional Voting		Total	
Charles Ballay		114	100.00%	1	100.00%	3	100.00%	0	0.00%	118	100.00%
	Cast Votes:	114	100.00%	1	100.00%	3	100.00%	0	0.00%	118	100.00%
	Undervotes:	311		4		21		0		336	
	Overvotes:	0		0		0		0		0	

Cumulative Results Report

Nevada County

Official Results

Official Results

March 5, 2024 Presidential Primary

Registered Voters

39579 of 74321 = 53.25%

Precincts Reporting

108 of 108 = 100.00%

Run Time 9:44 AM
Run Date 03/27/2024

3/5/2024

Page 4

President of the United States - Peace and Freedom Party - Presidential Preference, Vote for One

Precincts			Voters		
Counted	Total	Percent	Ballots	Registered	Percent
108	108	100.00%	67	74,321	0.09%

Choice	Party	Vote By Mail Voting		Early Voting		Election Day Voting		Provisional Voting		Total	
Cornel West		15	44.12%	1	50.00%	1	33.33%	0	0.00%	17	43.59%
Jasmine Sherman		5	14.71%	0	0.00%	0	0.00%	0	0.00%	5	12.82%
Claudia De la Cruz		14	41.18%	1	50.00%	2	66.67%	0	0.00%	17	43.59%
Cast Votes:		34	100.00%	2	100.00%	3	100.00%	0	0.00%	39	100.00%
Undervotes:		27		0		1		0		28	
Overvotes:		0		0		0		0		0	

United States Senate, Full Term - Nonpartisan - Vote for One

Precincts			Voters		
Counted	Total	Percent	Ballots	Registered	Percent
108	108	100.00%	39,579	74,321	53.25%

Choice	Party	Vote By Mail Voting		Early Voting		Election Day Voting		Provisional Voting		Total	
Steve Garvey	REP	11,639	33.41%	333	48.76%	932	51.04%	79	46.75%	12,983	34.61%
Denice Gary-Pandol	REP	112	0.32%	2	0.29%	10	0.55%	1	0.59%	125	0.33%
Laura Garza		94	0.27%	0	0.00%	6	0.33%	0	0.00%	100	0.27%
Sepi Gilani	DEM	147	0.42%	2	0.29%	16	0.88%	1	0.59%	166	0.44%
Don J. Grundmann		28	0.08%	1	0.15%	0	0.00%	1	0.59%	30	0.08%
Forrest Jones	AI	60	0.17%	0	0.00%	4	0.22%	1	0.59%	65	0.17%
Barbara Lee	DEM	2,493	7.16%	25	3.66%	122	6.68%	19	11.24%	2,659	7.09%
Gail Lightfoot	LIB	228	0.65%	5	0.73%	14	0.77%	4	2.37%	251	0.67%
Sarah Sun Liew	REP	73	0.21%	4	0.59%	8	0.44%	0	0.00%	85	0.23%
Sharleta Bassett	REP	231	0.66%	11	1.61%	34	1.86%	4	2.37%	280	0.75%

Cumulative Results Report

Official Results

Run Time 9:44 AM

Run Date 03/27/2024

Nevada County

March 5, 2024 Presidential Primary

3/5/2024
Page 5

Official Results

Registered Voters
39579 of 74321 = 53.25%

Precincts Reporting
108 of 108 = 100.00%

United States Senate, Full Term - Nonpartisan - Vote for One

Precincts			Voters		
Counted	Total	Percent	Ballots	Registered	Percent
108	108	100.00%	39,579	74,321	53.25%

Choice	Party	Vote By Mail Voting		Early Voting		Election Day Voting		Provisional Voting		Total	
James Bradley	REP	290	0.83%	3	0.44%	18	0.99%	1	0.59%	312	0.83%
Martin Veprauskas	REP	11	0.03%	0	0.00%	2	0.11%	0	0.00%	13	0.03%
Eric Early	REP	2,762	7.93%	131	19.18%	248	13.58%	16	9.47%	3,157	8.42%
Adam B. Schiff	DEM	12,225	35.10%	115	16.84%	227	12.43%	21	12.43%	12,588	33.56%
Major Singh		29	0.08%	1	0.15%	0	0.00%	0	0.00%	30	0.08%
Stefan Simchowitz	REP	9	0.03%	1	0.15%	2	0.11%	0	0.00%	12	0.03%
Christina Pascucci	DEM	186	0.53%	1	0.15%	6	0.33%	0	0.00%	193	0.51%
David Peterson	DEM	51	0.15%	0	0.00%	4	0.22%	0	0.00%	55	0.15%
Perry Pound	DEM	57	0.16%	1	0.15%	3	0.16%	1	0.59%	62	0.17%
Katie Porter	DEM	3,975	11.41%	45	6.59%	151	8.27%	19	11.24%	4,190	11.17%
Douglas H. Pierce	DEM	13	0.04%	1	0.15%	5	0.27%	1	0.59%	20	0.05%
Raji Rab	DEM	25	0.07%	0	0.00%	1	0.05%	0	0.00%	26	0.07%
Mark Ruzon		24	0.07%	0	0.00%	1	0.05%	0	0.00%	25	0.07%
Jonathan Reiss	REP	6	0.02%	0	0.00%	2	0.11%	0	0.00%	8	0.02%
John Rose	DEM	39	0.11%	1	0.15%	4	0.22%	0	0.00%	44	0.12%
Harmesh Kumar	DEM	7	0.02%	0	0.00%	3	0.16%	0	0.00%	10	0.03%
James "Jim" Macauley	REP	20	0.06%	0	0.00%	3	0.16%	0	0.00%	23	0.06%
Cast Votes:		34,834	100.00%	683	100.00%	1,826	100.00%	169	100.00%	37,512	100.00%
Undervotes:		552		6		18		2		578	
Overvotes:		1,453		7		21		8		1,489	

Cumulative Results Report

Nevada County

Official Results

Official Results

March 5, 2024 Presidential Primary

Registered Voters

39579 of 74321 = 53.25%

Precincts Reporting

108 of 108 = 100.00%

Run Time 9:44 AM
Run Date 03/27/2024

3/5/2024

Page 6

United States Senate, Partial/Unexpired Term - Nonpartisan - Vote for One

Precincts			Voters		
Counted	Total	Percent	Ballots	Registered	Percent
108	108	100.00%	39,579	74,321	53.25%

Choice	Party	Vote By Mail Voting		Early Voting		Election Day Voting		Provisional Voting		Total	
Steve Garvey	REP	12,001	33.57%	347	51.03%	934	51.26%	77	43.50%	13,359	34.77%
Sepi Gilani	DEM	289	0.81%	2	0.29%	22	1.21%	6	3.39%	319	0.83%
Barbara Lee	DEM	3,074	8.60%	32	4.71%	138	7.57%	18	10.17%	3,262	8.49%
Eric Early	REP	3,660	10.24%	141	20.74%	326	17.89%	26	14.69%	4,153	10.81%
Adam B. Schiff	DEM	10,884	30.45%	100	14.71%	204	11.20%	20	11.30%	11,208	29.17%
Christina Pascucci	DEM	331	0.93%	5	0.74%	9	0.49%	2	1.13%	347	0.90%
Katie Porter	DEM	5,508	15.41%	53	7.79%	189	10.37%	28	15.82%	5,778	15.04%
Cast Votes:		35,747	100.00%	680	100.00%	1,822	100.00%	177	100.00%	38,426	100.00%
Undervotes:		948		16		42		2		1,008	
Overvotes:		144		0		1		0		145	

Cumulative Results Report

Official Results

Run Time 9:44 AM
Run Date 03/27/2024

Nevada County

March 5, 2024 Presidential Primary

3/5/2024

Page 7

Official Results

Registered Voters

39579 of 74321 = 53.25%

Precincts Reporting

108 of 108 = 100.00%

House of Representatives of the United States, District 3 - Nonpartisan - Vote for One

Precincts			Voters										
Counted	Total	Percent	Ballots	Registered	Percent								
108	108	100.00%	39,579	74,321	53.25%								
Choice	Party	Vote By Mail Voting		Early Voting		Election Day Voting		Provisional Voting		Total			
Robert Smith		707	2.00%	7	1.02%	43	2.37%	6	3.45%	763	2.00%		
Kevin Kiley	REP	16,093	45.43%	494	72.22%	1,241	68.26%	98	56.32%	17,926	47.05%		
Jessica Morse	DEM	18,624	52.57%	183	26.75%	534	29.37%	70	40.23%	19,411	50.95%		
Cast Votes:		35,424	100.00%	684	100.00%	1,818	100.00%	174	100.00%	38,100	100.00%		
Undervotes:		1,406		12		45		5		1,468			
Overvotes:		9		0		2		0		11			

State Senate, District 1 - Nonpartisan - Vote for One

Precincts			Voters										
Counted	Total	Percent	Ballots	Registered	Percent								
94	94	100.00%	34,860	62,376	55.89%								
Choice	Party	Vote By Mail Voting		Early Voting		Election Day Voting		Provisional Voting		Total			
Megan Dahle	REP	17,259	82.05%	407	80.59%	1,088	81.07%	102	82.26%	18,856	81.96%		
David Fennell	REP	3,775	17.95%	98	19.41%	254	18.93%	22	17.74%	4,149	18.04%		
Cast Votes:		21,034	100.00%	505	100.00%	1,342	100.00%	124	100.00%	23,005	100.00%		
Undervotes:		11,384		132		300		29		11,845			
Overvotes:		8		0		2		0		10			

Cumulative Results Report

Nevada County

Official Results

Official Results

March 5, 2024 Presidential Primary

Registered Voters
39579 of 74321 = 53.25%

Run Time 9:44 AM
Run Date 03/27/2024

3/5/2024
Page 8

Precincts Reporting
108 of 108 = 100.00%

State Assembly, District 1 - Nonpartisan - Vote for One

Precincts			Voters		
Counted	Total	Percent	Ballots	Registered	Percent
108	108	100.00%	39,579	74,321	53.25%

Choice	Party	Vote By Mail Voting		Early Voting		Election Day Voting		Provisional Voting		Total	
Tenessa Audette	REP	8,589	40.33%	252	47.82%	611	42.85%	46	36.80%	9,498	40.64%
Melissa Hunt	REP	1,266	5.95%	42	7.97%	93	6.52%	11	8.80%	1,412	6.04%
Heather Hadwick	REP	7,617	35.77%	169	32.07%	521	36.54%	47	37.60%	8,354	35.74%
Mark Mezzano	REP	3,823	17.95%	64	12.14%	201	14.10%	21	16.80%	4,109	17.58%
Cast Votes:		21,295	100.00%	527	100.00%	1,426	100.00%	125	100.00%	23,373	100.00%
Undervotes:		15,528		169		437		54		16,188	
Overvotes:		16		0		2		0		18	

Cumulative Results Report

Official Results

Run Time 9:44 AM
Run Date 03/27/2024

Nevada County

March 5, 2024 Presidential Primary

3/5/2024

Page 9

Official Results

Registered Voters
39579 of 74321 = 53.25%

Precincts Reporting
108 of 108 = 100.00%

Republican County Central Committee, District 4 - Republican Party - Vote for No More Than Five

Precincts			Voters		
Counted	Total	Percent	Ballots	Registered	Percent
24	24	100.00%	3,761	15,612	24.09%

Choice	Party	Vote By Mail Voting		Early Voting		Election Day Voting		Provisional Voting		Total	
Rob Tribble		1,468	21.08%	51	17.65%	153	25.67%	4	21.05%	1,676	21.30%
Dr. Carolyn Bronson		1,449	20.80%	58	20.07%	102	17.11%	5	26.32%	1,614	20.51%
Frances J. Freedle		674	9.68%	38	13.15%	62	10.40%	2	10.53%	776	9.86%
Melissa K. Walker		1,040	14.93%	33	11.42%	71	11.91%	1	5.26%	1,145	14.55%
Amy Young		1,145	16.44%	59	20.42%	117	19.63%	5	26.32%	1,326	16.85%
James Driver		1,189	17.07%	50	17.30%	91	15.27%	2	10.53%	1,332	16.93%
Cast Votes:		6,965	100.00%	289	100.00%	596	100.00%	19	100.00%	7,869	100.00%
Undervotes:		9,740		286		854		51		10,931	
Overvotes:		1		0		0		0		1	

County Supervisor, District 1 - Nonpartisan - Vote for One

Precincts			Voters		
Counted	Total	Percent	Ballots	Registered	Percent
22	22	100.00%	9,625	16,494	58.35%

Choice	Party	Vote By Mail Voting		Early Voting		Election Day Voting		Provisional Voting		Total	
Heidi Hall		4,960	58.93%	59	39.07%	105	31.91%	12	60.00%	5,136	57.60%
Michael J Taylor		1,283	15.24%	25	16.56%	81	24.62%	3	15.00%	1,392	15.61%
Sue McGuire		2,174	25.83%	67	44.37%	143	43.47%	5	25.00%	2,389	26.79%
Cast Votes:		8,417	100.00%	151	100.00%	329	100.00%	20	100.00%	8,917	100.00%
Undervotes:		664		7		28		8		707	
Overvotes:		1		0		0		0		1	

Cumulative Results Report

Official Results

Run Time 9:44 AM
Run Date 03/27/2024**Nevada County**

March 5, 2024 Presidential Primary

3/5/2024

Page 10

Official Results**Registered Voters**

39579 of 74321 = 53.25%

Precincts Reporting

108 of 108 = 100.00%

County Supervisor, District 2 - Nonpartisan - Vote for One

Precincts			Voters		
Counted	Total	Percent	Ballots	Registered	Percent
11	11	100.00%	9,178	16,047	57.19%

Choice	Party	Vote By Mail Voting		Early Voting		Election Day Voting		Provisional Voting		Total	
John Herrera		1,458	19.16%	17	10.69%	61	13.99%	8	12.90%	1,544	18.67%
Robb Tucker		3,854	50.64%	116	72.96%	282	64.68%	42	67.74%	4,294	51.94%
Jason Tedder		246	3.23%	5	3.14%	9	2.06%	0	0.00%	260	3.14%
Jeff Pettitt		2,053	26.97%	21	13.21%	84	19.27%	12	19.35%	2,170	26.25%
Cast Votes:		7,611	100.00%	159	100.00%	436	100.00%	62	100.00%	8,268	100.00%
Undervotes:		865		11		24		3		903	
Overvotes:		7		0		0		0		7	

County Supervisor, District 5 - Nonpartisan - Vote for One

Precincts			Voters		
Counted	Total	Percent	Ballots	Registered	Percent
25	25	100.00%	5,197	13,039	39.86%

Choice	Party	Vote By Mail Voting		Early Voting		Election Day Voting		Provisional Voting		Total	
Hardy Bullock		3,061	100.00%	48	100.00%	145	100.00%	16	100.00%	3,270	100.00%
Cast Votes:		3,061	100.00%	48	100.00%	145	100.00%	16	100.00%	3,270	100.00%
Undervotes:		1,806		19		90		12		1,927	
Overvotes:		0		0		0		0		0	

Cumulative Results Report

Official Results

Run Time 9:44 AM
Run Date 03/27/2024

Nevada County

March 5, 2024 Presidential Primary

3/5/2024

Page 11

Official Results

Registered Voters
39579 of 74321 = 53.25%

Precincts Reporting
108 of 108 = 100.00%

City of Nevada City City Council - Nonpartisan - Vote for No More Than Three

Precincts			Voters		
Counted	Total	Percent	Ballots	Registered	Percent
3	3	100.00%	1,397	2,421	57.70%

Choice	Party	Vote By Mail Voting		Early Voting		Election Day Voting		Provisional Voting		Total	
Doug Fleming		781	35.07%	9	24.32%	19	30.65%	3	23.08%	812	34.72%
Daniela Fernández		780	35.02%	13	35.14%	23	37.10%	7	53.85%	823	35.19%
Gary Petersen		666	29.91%	15	40.54%	20	32.26%	3	23.08%	704	30.10%
Cast Votes:		2,227	100.00%	37	100.00%	62	100.00%	13	100.00%	2,339	100.00%
Undervotes:		1,715		50		76		11		1,852	
Overvotes:		0		0		0		0		0	

Proposition 1 - Nonpartisan - Vote Yes or No

Precincts			Voters		
Counted	Total	Percent	Ballots	Registered	Percent
108	108	100.00%	39,579	74,321	53.25%

Choice	Party	Vote By Mail Voting		Early Voting		Election Day Voting		Provisional Voting		Total	
Yes		15,526	43.85%	182	27.04%	573	31.55%	68	40.24%	16,349	42.95%
No		19,884	56.15%	491	72.96%	1,243	68.45%	101	59.76%	21,719	57.05%
Cast Votes:		35,410	100.00%	673	100.00%	1,816	100.00%	169	100.00%	38,068	100.00%
Undervotes:		1,425		22		47		10		1,504	
Overvotes:		4		1		2		0		7	

Cumulative Results Report

Nevada County

Official Results

Official Results

March 5, 2024 Presidential Primary

Registered Voters

39579 of 74321 = 53.25%

Precincts Reporting

108 of 108 = 100.00%

Run Time 9:44 AM
Run Date 03/27/2024

3/5/2024

Page 12

Measure A - Nonpartisan - Vote Yes or No

Precincts			Voters		
Counted	Total	Percent	Ballots	Registered	Percent
5	5	100.00%	916	1,961	46.71%

Choice	Party	Vote By Mail Voting		Early Voting		Election Day Voting		Provisional Voting		Total	
Yes		586	71.46%	6	66.67%	45	78.95%	6	100.00%	643	72.09%
No		234	28.54%	3	33.33%	12	21.05%	0	0.00%	249	27.91%
Cast Votes:		820	100.00%	9	100.00%	57	100.00%	6	100.00%	892	100.00%
Undervotes:		21		0		2		0		23	
Overvotes:		1		0		0		0		1	

Measure B - Nonpartisan - Vote Yes or No

Precincts			Voters		
Counted	Total	Percent	Ballots	Registered	Percent
13	13	100.00%	4,400	8,291	53.07%

Choice	Party	Vote By Mail Voting		Early Voting		Election Day Voting		Provisional Voting		Total	
Yes		2,014	51.22%	26	30.23%	87	39.91%	10	55.56%	2,137	50.24%
No		1,918	48.78%	60	69.77%	131	60.09%	8	44.44%	2,117	49.76%
Cast Votes:		3,932	100.00%	86	100.00%	218	100.00%	18	100.00%	4,254	100.00%
Undervotes:		134		4		6		0		144	
Overvotes:		1		0		1		0		2	

Cumulative Results Report

Official Results

Run Time 9:44 AM
Run Date 03/27/2024

Nevada County

March 5, 2024 Presidential Primary

3/5/2024
Page 13

Official Results

Registered Voters
39579 of 74321 = 53.25%

Precincts Reporting
108 of 108 = 100.00%

Measure C - Nonpartisan - Vote Yes or No

Precincts			Voters		
Counted	Total	Percent	Ballots	Registered	Percent
3	3	100.00%	1,397	2,421	57.70%

Choice	Party	Vote By Mail Voting		Early Voting		Election Day Voting		Provisional Voting		Total	
Yes		891	70.05%	16	55.17%	23	51.11%	7	87.50%	937	69.20%
No		381	29.95%	13	44.83%	22	48.89%	1	12.50%	417	30.80%
Cast Votes:		1,272	100.00%	29	100.00%	45	100.00%	8	100.00%	1,354	100.00%
Undervotes:		42		0		1		0		43	
Overvotes:		0		0		0		0		0	

*** End of report ***

**CERTIFICATION OF
COUNTY CLERK/REGISTRAR OF VOTERS OF THE
RESULTS OF THE CANVASS
OF THE MARCH 5, 2024,
PRESIDENTIAL PRIMARY ELECTION**

STATE OF CALIFORNIA


COUNTY OF Nevada } ss.

I, Natalie Adoma, County Clerk/Registrar of Voters of County of Nevada, do hereby certify that, in pursuance of the provisions of Elections Code section 15300, et seq., I did canvass the results of the votes cast in the Presidential Primary Election held in said County on March 5, 2024, for measures and contests that were submitted to the vote of the voters, and that the Statement of Votes Cast, to which this certificate is attached is full, true, and correct.


I hereby set my hand and official seal this 27th day of March, 2024, at the County of Nevada



COUNTY
SEAL



County Clerk/Registrar of Voters
County of Nevada
State of California



Canvass Certification of Elections Official
(03/2024)

HELP AMERICA VOTE ACT OF 2002
CERTIFICATION OF ELECTIONS OFFICIAL

STATE OF CALIFORNIA


COUNTY OF Nevada } ss.

Pursuant to the statewide voter registration list requirements set forth in the Help America Vote Act of 2002 ((HAVA) 52 U.S.C. § 21083),


I, Natalie Adona, County Clerk/Registrar of Voters for the County of Nevada, State of California, hereby certify that I complied with all provisions of Chapter 2 of Division 7 of Title 2 of the California Code of Regulations for the Federal election held on the 5th day of March 2024, in the County of Nevada, State of California and all elections consolidated therewith.

I hereby set my hand and official seal this 27th day of, March, 2024, at the County of Nevada





County Clerk/Registrar of Voters
County of Nevada
State of California



HAVA Certification of Elections Official
(03/2024)