

		Local Program (LTMF)						
Area	Zone	Beginning Balance	Revenue	Interest	Transferred to Truckee	Expenses	Ending Cash Balance	
Western County	1	\$ 807,561	\$ 303,885	\$ 20,271		\$ 14,541	\$ 1,117,177	
Eastern County	2	\$ 384	\$ 18,764	\$ 218	\$ 11,942	\$ 4,897	\$ 2,527	
Total								

Regional Program (RTMF)					
Beginning Balance	Revenue	Interest	Transferred to NCTC	Refund PY Permit	Ending Cash Balance
\$ 441	\$ 509,588	\$ 1,582	\$ 510,200	\$ 1,410	\$ (0)

	Total Western Rev before Interest
Local	\$ 303,885
Regional	\$ 509,588
	<u>\$ 813,472.46</u>

UPDATE

done as pf 09/27/23



	Prior Yr Amount	% Change
\$	212,717.46	42.9%
\$	419,727.96	21.4%
\$	632,445.42	28.6%

DEPARTMENT OF TRANSPORTATION
COUNTY OF NEVADA

DEVELOPMENT FEE REPORT

As of: 7/14/2023

FUND #: 1400 LOCAL/SAFETY
AREA: WESTERN - ZONE 1
FY 22/23 LOCAL/SAFETY

1400-30102-701-2000	FY 22/23	Beginning Balance	REVENUE				EXPENSES			Cash Balance	
			453070 Development Fees	430100 Interest	430130 Net Inc FV Invest	462000 Misc Rev	520010 Refund Permit	539500 Cost Plan A-87	550700 3% Road Admin Fee		550700 Transfer to Road Fund
Jul		807,118.45	41,737.01				-	-	-	848,855.46	
Aug			24,556.53				-	-	-	24,556.53	
Sep			17,182.57	3,558.37			-	-	-	20,740.94	
Oct			69,558.04				-	2,504.28		67,053.76	
Nov		443.02	15,328.02							15,771.04	
Dec			27,342.65	3,085.49			-	2,385.42		28,042.72	
Jan			14,985.21				640.00	3,380.16		10,965.05	
Feb			7,633.57							7,633.57	
Mar			6,288.18	6,969.49						13,257.67	
Apr			21,162.73					867.20		20,295.53	
May			17,089.41							17,089.41	
Jun			41,021.01	6,657.62						47,678.63	
Period 13			0.00					2,385.41	2,378.20	-4,763.61	
TOTALS		807,561.47	303,884.93	20,270.96	0.00	0.00	640.00	4,770.83	9,129.84	0.00	1,117,176.69

3% Admin Fee Calculation	
3% Admin Fee	\$ 9,129.84
Previously Transferred	\$ (9,129.84)
	\$ (0.00)

Due Road Engineering SBU 30104

Balance Sheet Check	
Local Balance	\$ 1,117,176.69
Regional Balance	\$ (0.00)
	\$ 1,117,176.69
Balance Sheet	Cash \$ 1,120,571.34
	A/R \$ 884.01
	Warrant Payable \$ (4,278.66)
	Difference \$ (0.00)

* SEE BALANCE SHEET

DEPARTMENT OF TRANSPORTATION
COUNTY OF NEVADA

DEVELOPMENT FEE REPORT

As of: 7/14/2023

FUND #: 1400 REGIONAL AREA: WESTERN - ZONE 1 REGIONAL
FY 22/23

1400-30102-701-2000		REVENUE			EXPENSES		Cash Balance
FY 22/23	Beginning Balance	453072 Regional Capacity Fee	430100 Interest	462000 Other Revenues	520010 Refund Permit	520010 Transfer Out NCTC	
Jul	0.00	84,628.28				-	84,628.28
Aug		51,742.78				-	136,371.06
Sep		36,966.58	537.03			-	173,874.67
Oct		33,907.24				173,874.67	33,907.24
Nov	440.99	36,058.17					70,406.40
Dec		54,407.13	238.12		\$1,410.00		123,641.65
Jan		19,435.81				123,641.65	19,435.81
Feb		16,482.39					35,918.20
Mar		13,076.99	233.88				49,229.07
Apr		41,386.87				49,229.07	41,386.87
May		35,016.70					76,403.57
Jun		86,478.59	572.72				163,454.89
Period 13		0.00				163,454.89	0.00
TOTALS	440.99	509,587.53	1,581.76	0.00	1,410.00	510,200.28	0.00

Due NCTC

FY 22/23

1ST QTR		FY 22/23		DEVELOPMENT FEE INTEREST APPORTION			
FUND	1400						
BEGIN BAL	MONTH	453070		TOTAL	QTR AVERAGE	PERCENTAGE	INTEREST
		Local & Safety INCOME	EXPENSES				
807,118.45	JULY	41,737.01	0.00	848,855.46			4,095.40
	AUGUST	24,556.53	0.00	873,411.99			
	SEPT	17,182.57	0.00	890,594.56			
		83,476.11	0.00				
				2,612,862.01	870,954.00	0.8689	3,558.37
		453072					
		<u>Regional</u>					
0.00	JULY	84,628.28	0.00	84,628.28			
	AUGUST	51,742.78	0.00	136,371.06			
	SEPT	36,966.58	0.00	173,337.64			
		173,337.64	0.00				
				394,336.98	131,445.66	0.1311	537.03

2ND QTR		FY 22/23		DEVELOPMENT FEE INTEREST APPORTION			
FUND	1400						
BEGIN BAL	MONTH	453070		TOTAL	QTR AVERAGE	PERCENTAGE	INTEREST
		Local & Safety INCOME	EXPENSES				
894,152.93	OCT	69,558.04	2,504.28	961,206.69			3,323.61
	NOV	15,328.02	0.00	976,534.71			
	DEC	27,342.65	2,385.42	1,001,491.94			
		112,228.71	4,889.70				
				2,939,233.34	979,744.45	0.9284	3,085.49
		453072					
		<u>Regional</u>					
173,874.67	OCT	33,907.24	173,874.67	33,907.24			
	NOV	36,058.17	0.00	69,965.41			
	DEC	54,407.13	1,410.00	122,962.54			
		124,372.54	175,284.67				
				226,835.19	75,611.73	0.0716	238.12
0							

3RD QTR		FY 22/23		DEVELOPMENT FEE INTEREST APPORTION			
FUND 1400							
BEGIN BAL	MONTH	453070 Local & Safety Income	EXPENSES	TOTAL	QTR AVERAGE	PERCENTAGE	INTEREST
1,004,577.43	JAN	14,985.21	3,380.16	1,016,182.48			7,203.37
	FEB	7,633.57	0.00	1,023,816.05			
	MARCH	6,288.18	0.00	1,030,104.23			
		<u>28,906.96</u>	<u>3,380.16</u>				
				3,070,102.75	1,023,367.58	0.9675	6,969.49
		453072 <u>Regional</u>					
123,200.66	JAN	19,435.81	123,641.65	18,994.82			
	FEB	16,482.39	0.00	35,477.21			
	MARCH	13,076.99	0.00	48,554.20			
		<u>48,995.19</u>	<u>123,641.65</u>				
				103,026.24	34,342.08	0.0325	233.88
0							

DEPARTMENT OF TRANSPORTATION
COUNTY OF NEVADA

DEVELOPMENT FEE REPORT

As of: 7/14/2023

FUND #:	1401 LOCAL CAPACITY	AREA:	TRUCKEE - ZONE 2 LOCAL	BE SURE TO LEAVE ENOUGH BALANCE TO COVER POSSIBLE REFUND & BUDGETED A-87 COSTS FOR CURRENT OR UPCOMING FISCAL YEAR	FY 22/23 \$	545.00
---------	------------------------	-------	---------------------------	---	-------------	--------

FY 22/23	Beginning Balance	REVENUE					EXPENSES				Cash Balance
		453070 Deposits Local	453071 Deposits Safety	453072 Deposits Regional	430100 Interest Local	430130 FMV Adj	550700 3% Road Admin Fee	520010 Refund PY Permits	520010 Transfer to Truckee	539500 Cost Plan A-87	
Jul	384.00	1,981.72					-	-	-	-	2,365.72
Aug		3,963.44					-	-	-	-	6,329.16
Sep		2,784.43			25.52		-	-	-	-	9,139.11
Oct		1,981.72					261.89				10,858.94
Nov		2,521.67									13,380.61
Dec		0.00			36.07					296.07	13,120.61
Jan		1,250.39						3,742.16			10,628.84
Feb											10,628.84
Mar					77.10						10,705.94
Apr		-1,981.72									8,724.22
May		1,981.72									10,705.94
Jun		4,280.52			79.02						15,065.48
Period 13							301.03		11,941.66	296.07	2,526.72
TOTALS	384.00	18,763.89	0.00	0.00	217.71	0.00	562.92	3,742.16	11,941.66	592.14	2,526.72

Reserve for A87 Costs	\$	(545.00)
Hold back for potential refunds	\$	(1,981.72)
Admin 3%	\$	0.00
Transfer to Truckee	\$	0.00





3% Admin Fee Calculation	
3% Admin Fee	\$ 562.92
minus interest previously transferred	\$ (562.92)
Balance 3% Due	\$ (0.00)

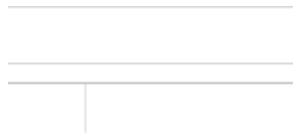
Due Road Engineering SBU 30104

Balance Sheet Check	
Balance Sheet	Cash \$ 16,450.10
	A/P \$ (11,941.66)
	Warrants Payable \$ (1,981.72)
	Difference \$ (0.00) * SEE BALANCE SHEET

**LOCATED IN A DIFFERENT FILE LOCATED HERE:
EXCEL WORKBOOK GETS UPDATED WITH NEW FY DOWNLOADS FOR REV AND EXP**

CDA > Accounting > PW > Roads > Mitigation Funds > WebSite Annual Reporting

Name	Date modified	Type	Size
 Mit Fund 1400 5 Year Reporting	9/27/2023 12:00 PM	Microsoft Excel W...	21
 Mit Fund 1400 FY 2016 - 2021	12/15/2021 1:00 PM	Adobe Acrobat D...	11
 Mit Fund 1400 FY 2018 - 2022	11/18/2022 10:03 AM	Adobe Acrobat D...	11
 Mit Fund 1400 FY 2019 - 2023	9/27/2023 12:01 PM	Adobe Acrobat D...	11



- 01 KB
- 60 KB
- 59 KB
- 56 KB

WESTERN OWES EASTERN

Fee Code	Western Amount Charged	Eastern Amount Due	Accela Permit #	Address	Fee Descr	Comments
B859.01G1	\$640.00	\$ 640.00	171625	13823 RUSSEL VALLEY DRIVE, Truckee, CA 96161	RZONE 01 DEV SENIOR RES WEST N CO	DUE TO EASTERN FOR TRUCKEE LOCATION
B859.01G2	\$1,410.00	N/A	171625	13823 RUSSEL VALLEY DRIVE, Truckee, CA 96161	RZONE 01 REG SENIOR RES WEST N CO	REFUND DUE CUSTOMER FROM WESTERN
B859.01R1	\$0.00	\$ -	173243	50000 DONNER PASS ROAD, Soda Springs, CA 95728	RZONE 01 DEV RES WESTERN N CO	already adjusted to Eastern in FY 19/20 JE 203387
B859.01R2	\$3,659.11	\$ -	173243	50000 DONNER PASS ROAD, Soda Springs, CA 95728	RZONE 01 REG RES WESTERN N CO	already adjusted to Eastern in FY 19/20 JE 203387
B859.01G1	\$640.00	\$ -	173245	50000 DONNER PASS ROAD, Soda Springs, CA 95728	RZONE 01 DEV SENIOR RES WEST N CO	already adjusted to Eastern in FY 19/20 JE 203387
B859.01G2	\$149.27	\$ -	173245	50000 DONNER PASS ROAD, Soda Springs, CA 95728	RZONE 01 REG SENIOR RES WEST N CO	already adjusted to Eastern in FY 19/20 JE 203387
B859.01R1	\$1,981.72	\$ -	220120	50912 JEFFERY PINE DRIVE, Soda Springs, CA 95728	RZONE 01 DEV RES WESTERN N CO	BILLED IN BOTH WESTERN AND EASTERN; REFUND CUSTOMER FROM WESTERN
B859.01R2	\$4,278.66	N/A	220120	50912 JEFFERY PINE DRIVE, Soda Springs, CA 95728	RZONE 01 REG RES WESTERN N CO	REFUND DUE CUSTOMER FROM WESTERN
TOTALS	\$12,758.76	\$ 640.00				

\$2,050.00

EASTERN OWES WESTERN

Fee Code	Eastern Amount Charged	Western Amount Due	Accela Permit #	Address	Fee Descr	Comments
B859.02R1	\$ 1,920.27	\$ 1,920.27	193259	10819 MOONEY FLAT ROAD, Smartsville, CA 95977	RZONE 02 DEV RES EASTERN N CO	DUE TO WESTERN DEVELOPMENT FOR SMARTVILLE / CUSTOMER WILL BE CHARGED REG FEE
B859.02R1	\$ 1,821.89	\$ 1,821.89	200610	10899 OAK MESA DRIVE, Auburn, CA 95602	RZONE 02 DEV RES EASTERN N CO	DUE TO WESTERN DEVELOPMENT FOR AUBURN / CUSTOMER ALREADY PAID WEST REG
B839.02A1	\$ 1,371.33	\$ 1,371.33	220988	22275 STATE HIGHWAY 20, Smartsville, CA 95977	RZONE 02 DEV MULTI-FAMILY EASTN CO	DUE TO WESTERN DEVELOPMENT FOR SMARTVILLE
TOTALS	\$ 5,113.49	\$ 5,113.49				

NET TRANSFER

EASTERN OWES WESTERN \$ 4,473.49