



COVID-19 UPDATE

September 1, 2020

Jill Blake, Public Health Director

Dr. Richard O. Johnson, Interim Health Officer

Presentation Overview

Testing Updates

Blueprint for a Safer Economy

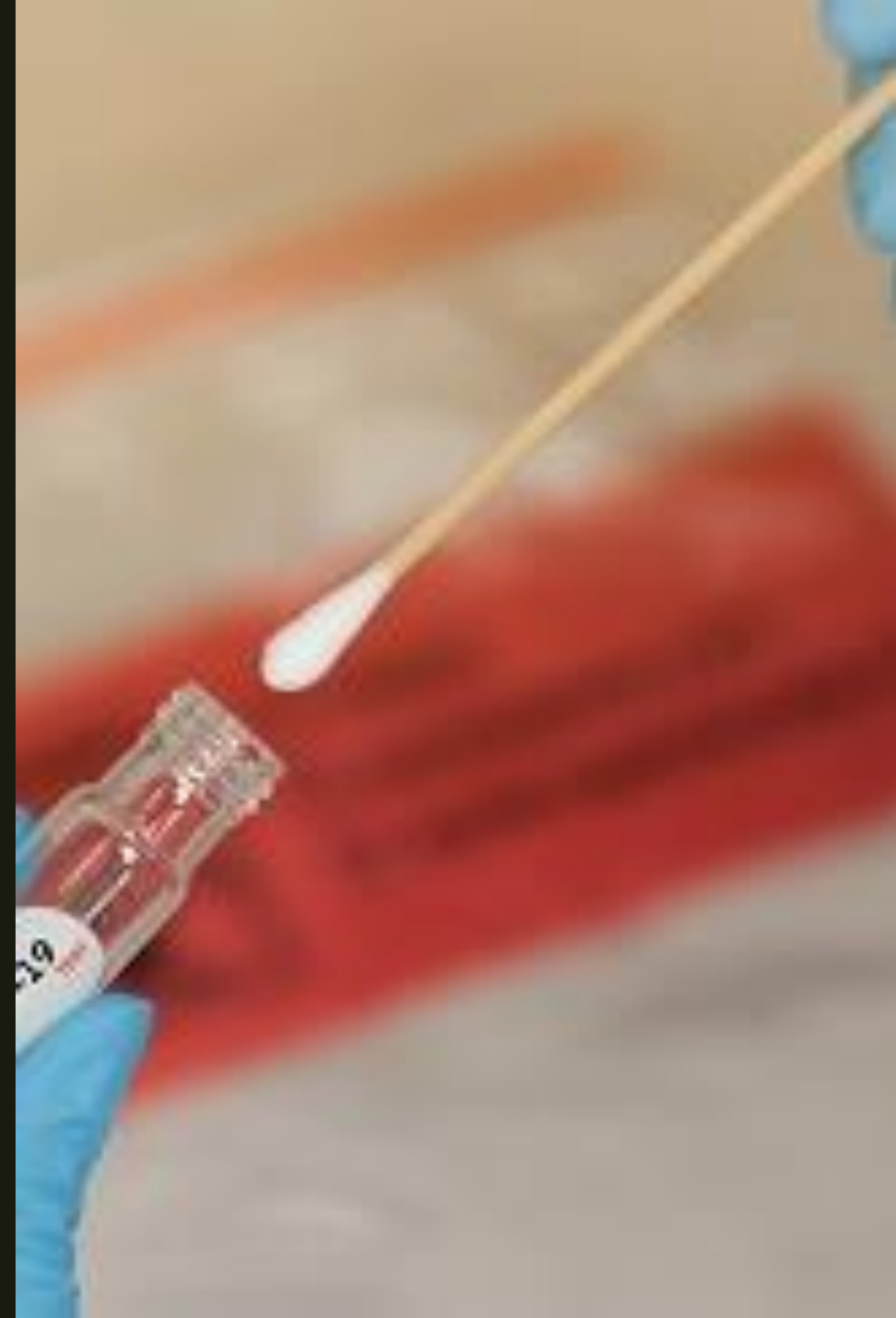
COVID-19 – By the Numbers

Your Actions Make a Difference

Questions

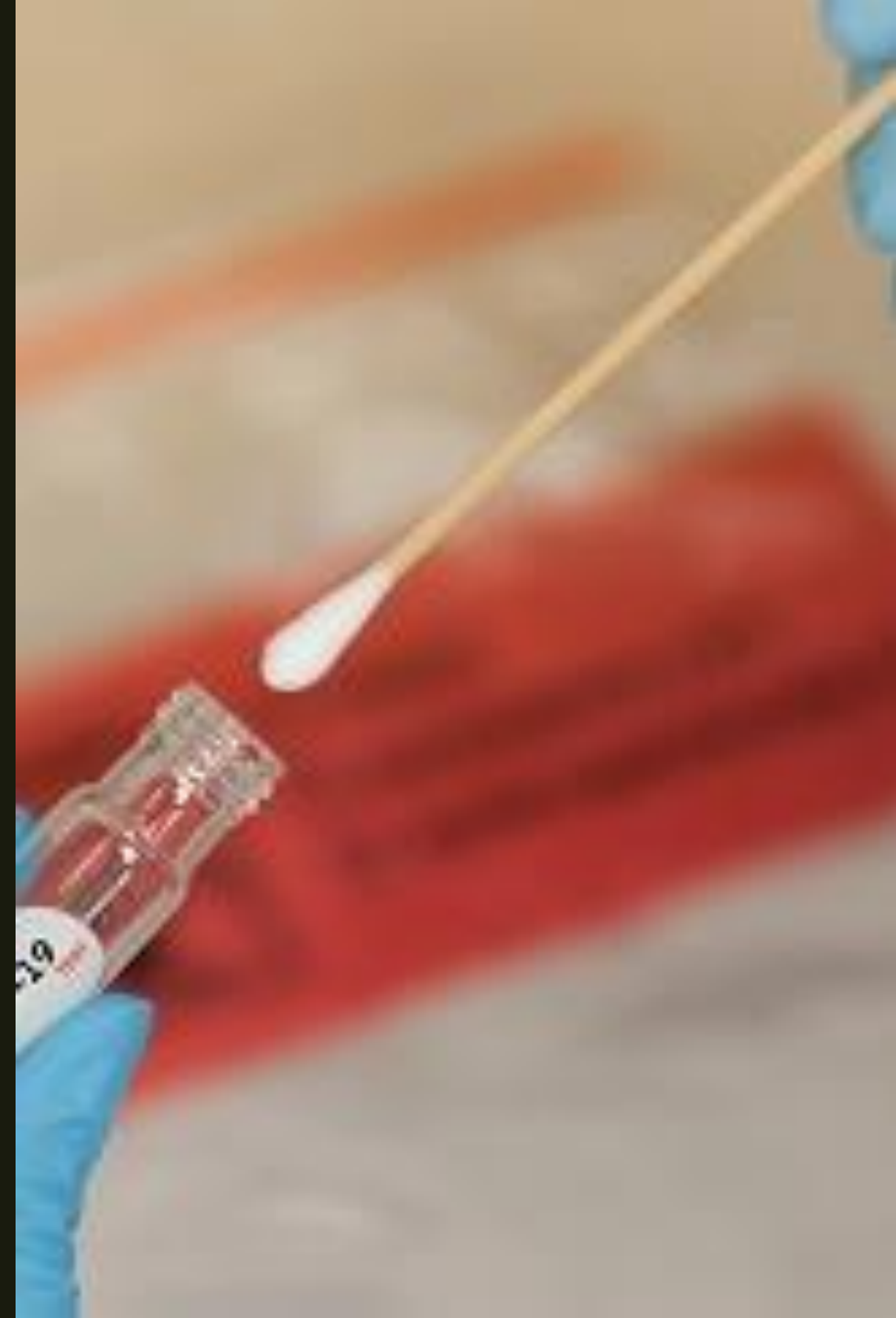
COVID-19 Testing

- Two OptumServe sites in Nevada County
 - *Current turnaround time: 70 hours*
 - *Utilization has dropped*
 - *Testing appts. are now held for essential workers*
- In anticipation of flu season, the State is working to ensure more COVID-19 testing and turnaround times of 24-48 hours.
- They will partner with PerkinElmer to process an additional 150,000 tests per day.
 - *Penalties are built into the contract if this expedited turnaround time goal is not successfully met.*
- More testing and quicker turnaround times will help to improve our contact tracing efforts – a step that is essential to reopening our community and economy.



COVID-19 Testing

- The Centers for Disease Control and Prevention recently changed their testing recommendations. California's response to the change in recommendations:
 - *“We have assessed the new federal Centers for Disease Control and Prevention (CDC) guidelines and at this time do not have plans to change California's testing guidance. We have worked to create stable testing capacity, and our goal continues to be providing more, not less, tests for all Californians. There are no changes in the epidemiologic situation in California that would require limiting testing further. We will continue to use a science-based approach to our pandemic decision-making.”*



Blueprint for a Safer Economy

- Governor Newsom retired the County Monitoring List and unveiled a new tiered system with clear criteria for business openings and closures.
 - “Statewide, stringent, and slow”
- This new color-coded system incorporates lessons learned over the last 6-8 months and represents phased progression based on risk levels.
- State introduced a new interactive webpage* so that people can easily determine what is allowable in their county and how their county is performing in the state’s metrics.
 - *New cases per 100,000 population per day (7-day average)*
 - *Testing % positivity (7-day average)*
 - *Health equity metric TBD*
- Every county is assigned a tier based on metrics.

* <https://covid19.ca.gov/>



County risk level

New cases

positive tests

WIDESPREAD

Many non-essential indoor business operations are closed

More than 7

daily new cases (per 100k)

More than 8%

positive tests

SUBSTANTIAL

Some non-essential indoor business operations are closed

4 - 7

daily new cases (per 100k)

5 - 8%

positive tests

MODERATE

Some indoor business operations are open with modifications

1 - 3.9

daily new cases (per 100k)

2 - 4.9%

positive tests

MINIMAL

Most indoor business operations are open with modifications

Less than 1

daily new cases (per 100k)

Less than 2%

positive tests

Nevada County Metrics

(Substantial: 4 - 7)

4.1
New COVID-19
positive cases
per 100K

(Moderate: 2 - 4.9%)

2.2%
Positivity Rate

If a county's case rate and positivity rate fall into two different tiers, the county is assigned to the more restrictive tier.



Moving through the Tiers

- A county moves forward or backward based on what is happening in that county.
- Data will be reviewed weekly; the first assessment will be released on 09/08/20 and on Tuesdays thereafter.
- At a minimum, counties must remain in a tier for at least 3 weeks before moving forward.
- To move forward, a county must meet the next tier's criteria for two consecutive weeks.
 - *A county can only move forward one tier at a time, even if the metrics qualify for a more advanced (i.e., less restrictive) tier.*
- If a county's metrics worsen for two consecutive weeks, the county will be assigned a more restrictive tier.

“Dimmer Switch” Approach

SECTORS	Widespread Tier 1	Substantial Tier 2	Moderate Tier 3	Minimal Tier 4
Restaurants	Outdoor Only with modifications	Open indoors with modifications <ul style="list-style-type: none"> • Max 25% capacity or 100 people, whichever is fewer 	Open indoors with modifications <ul style="list-style-type: none"> • Max 50% capacity or 200 people, whichever is fewer 	Open indoors with modifications <ul style="list-style-type: none"> • Max 50% capacity
Wineries	Outdoor Only with modifications	Outdoor Only with modifications	Open indoors with modifications <ul style="list-style-type: none"> • Max 25% capacity indoors, or 100 people, whichever is fewer 	Open indoors with modifications <ul style="list-style-type: none"> • Max 50% capacity or 200 people indoors, whichever is fewer

Risk Criteria

- Lower risk activities/sectors are permitted sooner and higher risk activities/sectors are not permitted until later phases.
- Many activities/sectors can increase the level of operations and capacity as a county reduces its level of transmission.
- Criteria used to determine low/med/high risk sectors:
 - *Ability to accommodate face covering wearing at all times (e.g. eating and drinking would require removal of face covering)*
 - *Ability to physically distance between individuals from different households*
 - *Ability to limit the number of people per square foot*
 - *Ability to limit duration of exposure*
 - *Ability to limit amount of mixing of people from differing households and communities*
 - *Ability to limit amount of physical interactions of visitors/patrons*
 - *Ability to optimize ventilation (e.g. indoor vs outdoor, air exchange and filtration)*
 - *Ability to limit activities that are known to cause increased spread (e.g. singing, shouting, heavy breathing; loud environs will cause people to raise voice)*

COVID-19: BY THE NUMBERS



California COVID-19 By The Numbers

August 31, 2020

Numbers as of August 30, 2020

CALIFORNIA COVID-19 SPREAD

704,085 (+4,176)
CASES

Ages of Confirmed Cases

- 0-17: 71,224
- 18-49: 422,691
- 50-64: 133,533
- 65+: 75,729
- Unknown/Missing: 908

Gender of Confirmed Cases

- Female: 355,181
- Male: 342,297
- Unknown/Missing: 6,607

12,933 (+28)

Fatalities

Hospitalizations

Confirmed COVID-19
3,878/1,223
Hospitalized/in ICU

Suspected COVID-19
951/123
Hospitalized/in ICU

For county-level
hospital data:
bit.ly/hospitalsca

Data Current as of: 8/31/2020, 2:46 PM

Tests Conducted: 17,376

Total Cases

446

2.567% Tested Positive of 17,376 Tests Conducted

West County

264

59.193% of 446 Cases

East County

182

40.807% of 446 Cases

Active

61

13.677% Active of 446 Cases

Recovered

380

85.202% Recovered of 446 Cases

Active Hospitalizations

2

As reported by the California Dept. of Public Health

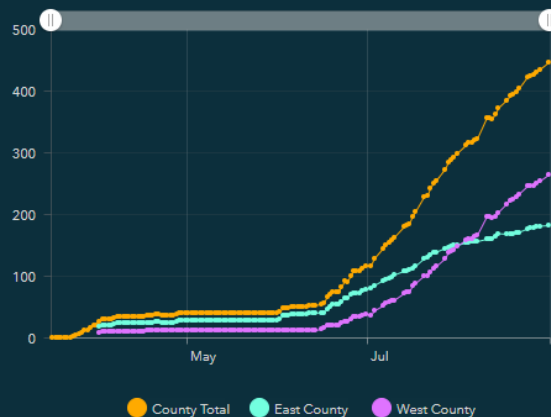
Deaths

5

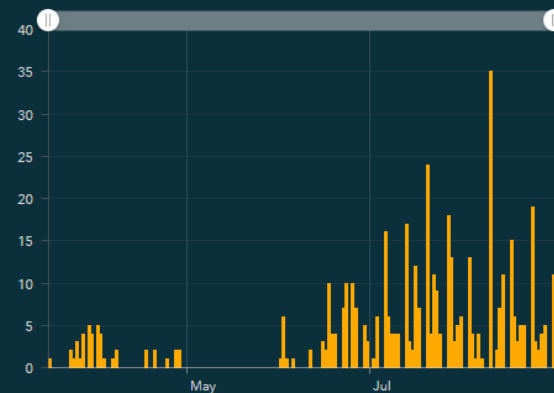
1.121% Deceased of 446 Cases

Cases Additional Info

Total Confirmed Cases Over Time

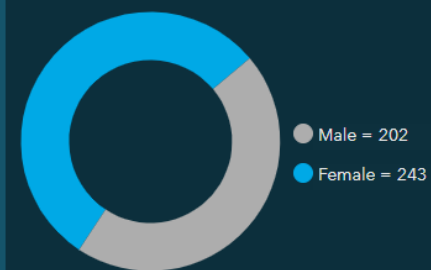


New County Cases by Day

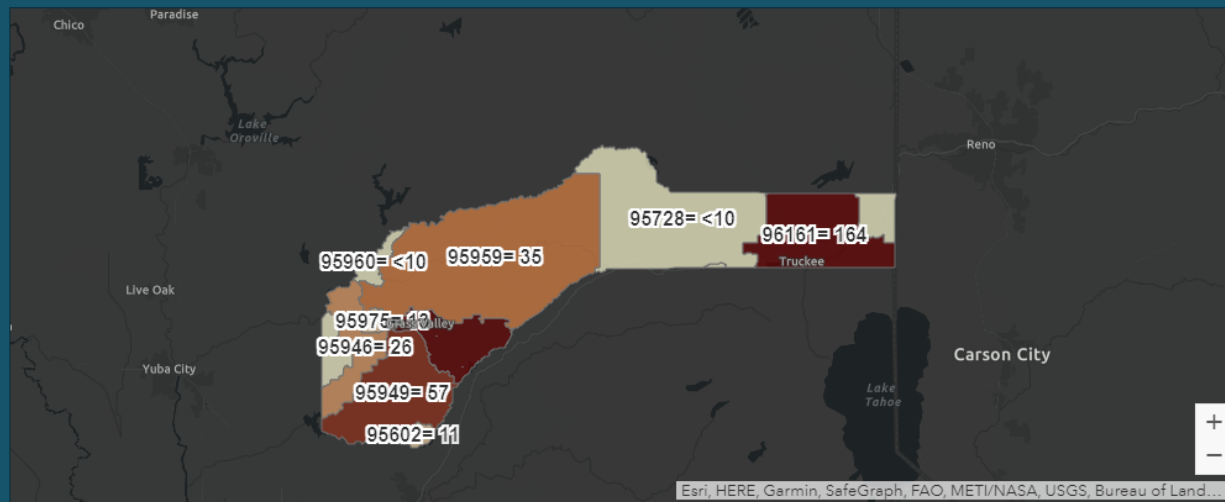


New County Cases per Day East/West Cases per Day

Cases by Gender

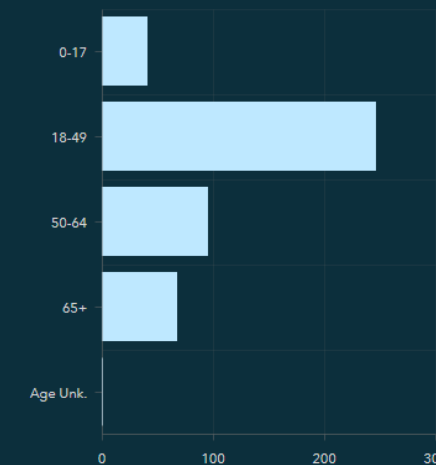


Gender Mode of Transmission



Cases by Zip Code County-Level Cases

Cases by Age



1

Wear a face
covering

2

Physically
distance

3

Wash your
hands

4

Minimize
mixing of
households

Your *Actions (still)* Make a Difference!



NEVADA COUNTY
Public Health

QUESTIONS?