



# RESOLUTION No. 21-469

## OF THE BOARD OF SUPERVISORS OF THE COUNTY OF NEVADA

### RESOLUTION ADOPTING THE CERTIFIED STATEMENT OF VOTES CAST AT THE SEPTEMBER 14, 2021 CALIFORNIA GUBERNATORIAL RECALL ELECTION ON SEPTEMBER 14, 2021 WITH THE COUNTY OF NEVADA AS CERTIFIED BY THE COUNTY CLERK-RECORDER/REGISTRAR OF VOTERS

WHEREAS, California Elections Code § 15372 requires the Nevada County Clerk-Recorder/Registrar of Voters to prepare a certified statement of election results within the county and submit it to the Board of Supervisors; and

WHEREAS, the Nevada County Clerk-Recorder/Registrar of Voters did canvass the returns of the September 14, 2021 California Gubernatorial Recall Election, and has certified the results of the votes cast at said election, which are attached as Exhibit A and incorporated by reference; and

WHEREAS, California Elections Code § 15400 provides that the Board of Supervisors shall declare elected to each office voted on at each election under its jurisdiction the person who receives a majority of all ballots cast for candidates for that office and shall also declare the results of each election under its jurisdiction as to each measure voted on at the election.

NOW, THEREFORE, BE IT RESOLVED by the Board of Supervisors of County of Nevada, State of California, that the Nevada County Clerk-Recorder/Registrar of Voters has certified the following results:


Measure T  
Yes

PASSED AND ADOPTED by the Board of Supervisors of the County of Nevada at a regular meeting of said Board, held on the 9th day of November, 2021, by the following vote of said Board:

Ayes: Supervisors Heidi Hall, Edward Scofield, Dan Miller, Susan K. Hoek and Hardy Bullock.  
Noes: None.  
Absent: None.  
Abstain: None.

ATTEST:

JULIE PATTERSON HUNTER  
Clerk of the Board of Supervisors

By: 

  
Dan Miller, Chair

Cumulative Results Report

COUNTY OF NEVADA

Official Results

September 14, 2021, California gubernatorial Recall Election

Registered Voters

55438 of 75586 = 73.34%

Precincts Reporting

112 of 112 = 100.00%

Run Time 11:31 AM  
Run Date 10/06/2021

9/14/2021

Page 1

Shall GAVIN NEWSOM be recalled (removed) from the office of Governor?

Precincts			Voters								
Counted	Total	Percent	Ballots	Registered	Percent						
112	112	100.00%	55,438	75,586	73.34%						

Choice	Party	Absentee Voting		Election Day Voting		Early Voting		Provisional		Total	
YES		22,967	44.27%	1,497	77.32%	810	68.01%	152	55.07%	25,426	46.00%
NO		28,907	55.73%	439	22.68%	381	31.99%	124	44.93%	29,851	54.00%
Cast Votes:		51,874	100.00%	1,936	100.00%	1,191	100.00%	276	100.00%	55,277	100.00%
Undervotes:		157		0		1		0		158	
Overvotes:		2		0		1		0		3	

Candidates to succeed GAVIN NEWSOM as Governor if he is recalled: - Vote for One

Precincts			Voters								
Counted	Total	Percent	Ballots	Registered	Percent						
112	112	100.00%	55,438	75,586	73.34%						

Choice	Party	Absentee Voting		Election Day Voting		Early Voting		Provisional		Total	
DAN KAPELOVITZ		649	2.05%	29	1.76%	10	1.06%	7	3.59%	695	2.02%
KEVIN K. KAUL		65	0.21%	4	0.24%	1	0.11%	0	0.00%	70	0.20%
CHAUNCEY "SLIM" KILLENS		70	0.22%	4	0.24%	1	0.11%	3	1.54%	78	0.23%
KEVIN KILEY		3,089	9.74%	227	13.80%	121	12.79%	17	8.72%	3,454	10.01%
PATRICK KILPATRICK		514	1.62%	17	1.03%	19	2.01%	3	1.54%	553	1.60%
ANTHONY TRIMINO		83	0.26%	14	0.85%	6	0.63%	2	1.03%	105	0.30%
JOEL VENTRESCA		1,001	3.16%	6	0.36%	21	2.22%	3	1.54%	1,031	2.99%
KEVIN L. FAULCONER		2,764	8.72%	25	1.52%	44	4.65%	8	4.10%	2,841	8.24%
RHONDA FURIN		11	0.03%	0	0.00%	1	0.11%	0	0.00%	12	0.03%
ROBERT C. NEWMAN II		21	0.07%	3	0.18%	0	0.00%	0	0.00%	24	0.07%
DENNIS RICHTER		43	0.14%	2	0.12%	0	0.00%	0	0.00%	45	0.13%

Cumulative Results Report

COUNTY OF NEVADA

Official Results

September 14, 2021, California Gubernatorial Recall Election

Registered Voters  
55438 of 75586 = 73.34%  
Precincts Reporting  
112 of 112 = 100.00%

Run Time 11:31 AM  
Run Date 10/06/2021

9/14/2021  
Page 2

Candidates to succeed GAVIN NEWSOM as Governor if he is recalled: - Vote for One

Precincts			Voters		
Counted	Total	Percent	Ballots	Registered	Percent
112	112	100.00%	55,438	75,586	73.34%

Choice	Party	Absentee Voting		Election Day Voting		Early Voting		Provisional		Total	
BRANDON M. ROSS		1,107	3.49%	10	0.61%	20	2.11%	12	6.15%	1,149	3.33%
SAM L. GALLUCCI		32	0.10%	1	0.06%	0	0.00%	0	0.00%	33	0.10%
TED GAINES		801	2.53%	17	1.03%	8	0.85%	1	0.51%	827	2.40%
CAITLYN JENNER		331	1.04%	16	0.97%	4	0.42%	0	0.00%	351	1.02%
LEO S. ZACKY		14	0.04%	1	0.06%	1	0.11%	0	0.00%	16	0.05%
JENNY RAE LE ROUX		87	0.27%	3	0.18%	3	0.32%	1	0.51%	94	0.27%
DAVID LOZANO		18	0.06%	0	0.00%	0	0.00%	0	0.00%	18	0.05%
STEVE CHAVEZ LODGE		50	0.16%	0	0.00%	0	0.00%	0	0.00%	50	0.14%
MICHAEL LOEBS		86	0.27%	2	0.12%	1	0.11%	0	0.00%	89	0.26%
DENIS LUCEY		25	0.08%	3	0.18%	0	0.00%	0	0.00%	28	0.08%
DIEGO MARTINEZ		9	0.03%	0	0.00%	0	0.00%	0	0.00%	9	0.03%
JEREMIAH "JEREMY" MARCINIAK		8	0.03%	0	0.00%	1	0.11%	0	0.00%	9	0.03%
DANIEL MERCURI		15	0.05%	3	0.18%	1	0.11%	0	0.00%	19	0.06%
JACQUELINE MCGOWAN		626	1.97%	24	1.46%	9	0.95%	6	3.08%	665	1.93%
DAVID MOORE		56	0.18%	1	0.06%	1	0.11%	0	0.00%	58	0.17%
DAVID ALEXANDER BRAMANTE		36	0.11%	2	0.12%	2	0.21%	1	0.51%	41	0.12%
HOLLY L. BAADE		257	0.81%	6	0.36%	3	0.32%	6	3.08%	272	0.79%
ANGELYNE		176	0.56%	3	0.18%	0	0.00%	1	0.51%	180	0.52%
JAMES G. HANINK		23	0.07%	2	0.12%	0	0.00%	0	0.00%	25	0.07%
DAVID HILLBERG		10	0.03%	0	0.00%	0	0.00%	0	0.00%	10	0.03%
JEFF HEWITT		204	0.64%	7	0.43%	2	0.21%	2	1.03%	215	0.62%
JOHN R. DRAKE		196	0.62%	2	0.12%	0	0.00%	1	0.51%	199	0.58%
LARRY A. ELDER		14,723	46.44%	1,126	68.45%	594	62.79%	103	52.82%	16,546	47.97%
KEVIN PAFFRATH		2,322	7.32%	28	1.70%	30	3.17%	10	5.13%	2,390	6.93%

Cumulative Results Report

COUNTY OF NEVADA

Official Results

September 14, 2021, California gubernatorial Recall Election

Registered Voters  
55438 of 75586 = 73.34%

Precincts Reporting  
112 of 112 = 100.00%

Run Time 11:31 AM  
Run Date 10/06/2021

9/14/2021

Page 3

Candidates to succeed GAVIN NEWSOM as Governor if he is recalled: - Vote for One

Precincts			Voters		
Counted	Total	Percent	Ballots	Registered	Percent
112	112	100.00%	55,438	75,586	73.34%

Choice	Party	Absentee Voting		Election Day Voting		Early Voting		Provisional		Total	
ADAM PAPAGAN		11	0.03%	0	0.00%	0	0.00%	0	0.00%	11	0.03%
ARMANDO "MANDO" PEREZ-SERRATO		43	0.14%	1	0.06%	0	0.00%	0	0.00%	44	0.13%
JOHN COX		1,215	3.83%	28	1.70%	24	2.54%	3	1.54%	1,270	3.68%
HEATHER COLLINS		112	0.35%	6	0.36%	1	0.11%	0	0.00%	119	0.35%
DANIEL WATTS		256	0.81%	8	0.49%	8	0.85%	3	1.54%	275	0.80%
NICKOLAS WILDSTAR		17	0.05%	0	0.00%	1	0.11%	1	0.51%	19	0.06%
SARAH STEPHENS		11	0.03%	0	0.00%	0	0.00%	0	0.00%	11	0.03%
DENVER STONER		73	0.23%	0	0.00%	0	0.00%	1	0.51%	74	0.21%
JOE M. SYMMON		1	0.00%	0	0.00%	0	0.00%	0	0.00%	1	0.00%
MAJOR SINGH		50	0.16%	3	0.18%	1	0.11%	0	0.00%	54	0.16%
DOUG OSE		355	1.12%	7	0.43%	4	0.42%	0	0.00%	366	1.06%
Major Williams (W)		35	0.11%	4	0.24%	3	0.32%	0	0.00%	42	0.12%
Miki Habryn (W)		2	0.01%	0	0.00%	0	0.00%	0	0.00%	2	0.01%
Roxanne (W)		0	0.00%	0	0.00%	0	0.00%	0	0.00%	0	0.00%
Stacy Smith (W)		1	0.00%	0	0.00%	0	0.00%	0	0.00%	1	0.00%
Thuy E. Hugens (W)		0	0.00%	0	0.00%	0	0.00%	0	0.00%	0	0.00%
Vince Lundgren (W)		0	0.00%	0	0.00%	0	0.00%	0	0.00%	0	0.00%
Vivek B. Mohan (W)		0	0.00%	0	0.00%	0	0.00%	0	0.00%	0	0.00%
Cast Votes:		31,704	100.00%	1,645	100.00%	946	100.00%	195	100.00%	34,490	100.00%
Undervotes:		20,260		290		244		77		20,871	
Overvotes:		69		1		3		4		77	

Cumulative Results Report

COUNTY OF NEVADA

Official Results

September 14, 2021, California gubernatorial Recall Election

Registered Voters  
55438 of 75586 = 73.34%

Precincts Reporting  
112 of 112 = 100.00%

Run Time 11:31 AM  
Run Date 10/06/2021

9/14/2021

Page 4

Measure T

Precincts			Voters		
Counted	Total	Percent	Ballots	Registered	Percent
15	15	100.00%	8,149	12,035	67.71%

Choice	Party	Absentee Voting		Election Day Voting		Early Voting		Provisional		Total	
YES		5,674	78.90%	211	70.81%	127	72.57%	61	87.14%	6,073	78.52%
NO		1,517	21.10%	87	29.19%	48	27.43%	9	12.86%	1,661	21.48%
Cast Votes:		7,191	100.00%	298	100.00%	175	100.00%	70	100.00%	7,734	100.00%
Undervotes:		402		7		2		4		415	
Overvotes:		0		0		0		0		0	

\*\*\* End of report \*\*\*

**CERTIFICATION OF  
COUNTY CLERK/REGISTRAR OF VOTERS OF THE  
RESULTS OF THE CANVASS  
OF THE SEPTEMBER 14, 2021,  
CALIFORNIA GUBERNATORIAL RECALL ELECTION**

STATE OF CALIFORNIA


COUNTY OF Nevada


} ss.

I, Greg Diaz, County Clerk/Registrar of Voters of County of Nevada, do hereby certify that, in pursuance of the provisions of Elections Code section 15300, et seq., I did canvass the results of the votes cast in the California Gubernatorial Recall Election held in said County on September 14, 2021, and that the Statement of Votes Cast, to which this certificate is attached is full, true, and correct.

I hereby set my hand and official seal this 6 day of October, 2021, at the County of Nevada



  
\_\_\_\_\_  
County Clerk/Registrar of Voters  
County of Nevada  
State of California



Canvass Certification of Elections Official  
(09/2021)

Official Canvass of Votes for Qualified Write-In Replacement Candidates  
County Vote Reporting Form  
September 14, 2021, California Gubernatorial Recall Election

County Name Nevada  
Contact Name Kyle Kenney Contact Phone 530-265-1771

As part of your Official Canvass, you must report the total number of votes received for each qualified write-in candidate. If your Official Canvass does not provide a breakdown of this information, please use this form to report the votes to the Secretary of State, Elections Division.

**All qualified write-in replacement candidates for governor are listed.  
For each candidate, please indicate total number of votes, zero votes, or N/A.**

---

**WRITE-IN REPLACEMENT CANDIDATES FOR GOVERNOR**

ROXANNE	<u>0</u>
STACY SMITH	<u>1</u>
MAJOR WILLIAMS	<u>42</u>
THUY E. HUGENS	<u>0</u>
MIKI HABRYN	<u>2</u>
VINCE LUNDGREN	<u>0</u>
VIVEK B. MOHAN	<u>0</u>

Please return this document with your Official Canvass **no later than October 15, 2021**, to:

Kirsten Larsen  
Secretary of State, Elections Division  
1500 11<sup>th</sup> Street, Fifth Floor  
Sacramento, CA 95814  
PHONE: (916) 653-9154  
FAX: (916) 651-6460  
[post-electionreporting@sos.ca.gov](mailto:post-electionreporting@sos.ca.gov)

If you have any questions, please call Kirsten at the number listed above. Thank you.

**REPORT OF 1% MANUAL TALLY**  
[Elections Code section 15360]

County: Nevada County

Election: September 14, 2021

Manual tally method used:  One Part [section 15360(a)(1)]  
 Two Part [section 15360(a)(2)]

Date and time notice provided (attach copy of the notice):

8/20/2021

Internet website where additional information about the manual tally is posted, if applicable:

Date and time the manual tally commenced, beginning with the random selection of precincts and batches (must be after the close of the polls on Election Day):

9/20/2021 @ 8am

Date and time the manual tally finished:

9/20/2021 @ 5pm

Estimated number of members of the public who observed the process:

2

Total number of ballots counted in this election (official canvass numbers):

Polling place / vote center ballots (including provisionals)	3405
Vote-by-mail ballots	52,033

Total number of ballots manually tallied:

Polling place / vote center ballots (including provisionals)	201
Vote-by-mail ballots	360



Precincts in the county for this election (attach list describing all precincts with the number of ballots in each, indicating whether ballots are polling place / vote center, vote-by-mail, or provisional):

Total number of precincts in the election	112
Total number of precincts selected for the manual tally	3

Batches of vote-by-mail or provisional ballots (attach list describing each batch with the number of ballots in each, indicating whether ballots are polling place / vote center, vote-by-mail, or provisional):

Total number of batches in the election	982
Total number of batches selected for the manual tally	4

Method used to choose precincts and batch of ballots to manually tally (include description of random selection method):

Elections officials randomly drew precincts from a cup.

*attach additional pages if necessary*

Description of any discrepancies noted (include details about each discrepancy and how each was resolved; also include anything unusual observed during the manual tally process or anything that may improve the manual tally process):

*attach additional pages if necessary*

This report is submitted pursuant to Elections Code section 15360(f).

Submitted on this date: 10/6/2021 by:

Elections Official Name: Kyle Kenney Signature: 



# Remote Accessible Vote by Mail (RAVBM) Reporting Form

Print Form

For any election that a California jurisdiction uses a remote accessible vote by mail system, the jurisdiction shall provide a report to the Secretary of State, within 30 calendar days of certifying the election results, listing the number of voters that used the system and all technical issues reported (if any), along with any mitigations.

## A. Election Official:

**Jurisdiction**

Nevada County

**Name**

Kyle Kenney

**Title**

Sr. Clerk Recorder Tech

**Contact Phone Number**

530-265-1771

**Contact Email**

kyle.kenney@co.nevada.ca.us

## B. Product Description:

**RAVBM URL or Online Address**

https://sites.omniballot.us/06057/app/home

**Type of RAVBM**

- Democracy Live
- LA County VSAP ISB
- Dominion
- Five Cedars Group

**RAVBM Technical Assistance Telephone Number**

206-482-8231

**Number of Voters that Registered to use RAVBM**

County Wide registration

**Number of Voters that Voted using the RAVBM**

42

## C. Description of RAVBM Usage:

**Election Name**

September 14, 2021, California Gubernatorial R

**Dates RAVBM was Available**

07/30/2021

**Date of Election**

September 14, 2021

**Description of Technical Issues and Mitigations if Any. Attach Additional Sheets if Necessary.**

N/A



Print Form

# Voting Technology Incident Reporting Form

Use the following form to report any voting technology incident that occurred during use. Voting technology incidents include, but are not limited to, issues such as paper jams, printing errors, or any defect, fault or failure pursuant to Election Code sections 19215 and 19290, and California Code of Regulations section 20161.

### A. Election Official:

Jurisdiction

Name

Title

Phone Number

Email

Reported to Vendor

Yes

No

### B. Product Description:

Vendor Name

Type of Voting Technology

- Ballot Marking Device
- Central Scanner/Tabulator
- RAVBM
- Ballot on Demand
- Precinct Tabulator
- ePollbook
- Other

System Model

Hardware & Software Versions

Unit Serial Numbers

### C. Description of Incident(s):

Date of Occurrence

Voting Location

Election Name

Date of Election

Description of Each Incident. Attach Additional Sheets if Necessary.

N/A