







COUNTY OF  
**NEVADA**





DEPARTMENT OF AGRICULTURE,  
WEIGHTS AND MEASURES

2020  
CROP & LIVESTOCK REPORT

## VEGETABLE, FRUIT & NUT CROPS







	ACRES	VALUE
  7% VEGETABLES <sup>A</sup>	95	\$2,448,600
	89	\$2,285,900
  4% OTHER FRUITS & NUTS <sup>B</sup>	38	\$307,200
	40	\$294,000
<b>TOTAL VEGETABLE, FRUIT &amp; NUT CROPS VALUE:</b>		<b>\$2,755,800</b>
		<b>\$2,579,900</b>

## WINEGRAPE CROPS

	ACRES	TOTAL TONS	VALUE
  6% RED WINEGRAPES <sup>C</sup>	314	1157	\$2,040,600
	320	1230	\$1,933,100
  1% WHITE WINEGRAPES <sup>D</sup>	94	413	\$625,600
	96	396	\$617,300
<b>TOTAL WINEGRAPES:</b>			<b>\$2,666,200</b>
			<b>\$2,550,400</b>



## NURSERY PRODUCTS

	ACRES	NO. OF TREES	VALUE
  45% NURSERY	5		\$480,000
	4		\$331,200
  18% CUT FLOWERS	7		\$218,100
	7		\$185,000
  -4% CHRISTMAS TREES		2150	\$110,900
		2100	\$115,500
<b>TOTAL NURSERY:</b>			<b>\$809,000</b>
			<b>\$631,700</b>

## TIMBER

	AMOUNT	\$/MBF <sup>E</sup>	VALUE
  -26% TIMBER	13,545 MBF	\$141.01	\$1,910,000
	12,018 MBF	\$213.43	\$2,565,000

## LIVESTOCK, POULTRY AND LIVESTOCK PRODUCTS

	HEAD <sup>1</sup>	\$/HEAD	VALUE
STEERS & HEIFERS	4,100	\$1,000	\$4,100,000
-33%	4,100	\$1,490	\$6,109,000
COWS & CALF	2,100	\$1,150	\$2,415,000
-34%	2,100	\$1,753	\$3,685,500
SHEEP & LAMBS	1,300	\$130	\$169,000
-2%	1,300	\$132	\$171,600
MISC LIVESTOCK <sup>2</sup>			\$250,000
-1.6%			\$254,000
SPECIALTY LIVESTOCK <sup>3</sup>	200		\$308,400
-53%	219		\$663,100
<b>TOTAL LIVESTOCK:</b>			<b>\$7,242,900</b>
			<b>\$10,883,200</b>



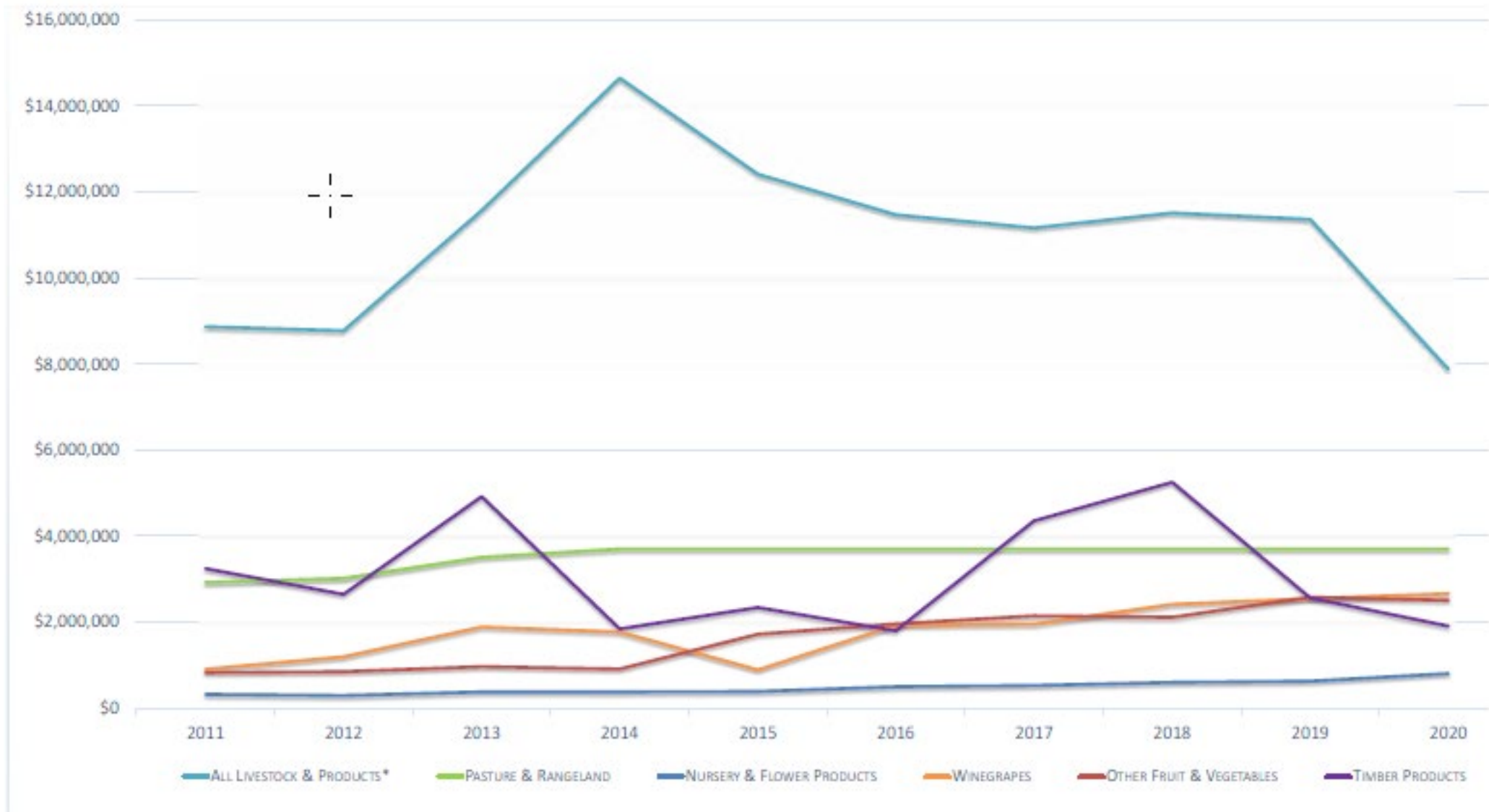
## APIARY AND EGG<sup>5</sup>

	AMOUNT	\$/UNIT	VALUE
APIARY <sup>6</sup>	3300 hives	---	\$370,700
76%	2370 hives	---	\$210,400
HONEY	26,500 lbs	\$4.25	\$112,600
-13%	28,171 lbs	\$4.57	\$128,700
EGGS	18,715 doz	\$8.44	\$158,000
9%	16,721 doz	\$8.67	\$145,000
			<b>TOTAL APIARY &amp; EGGS:</b>
			\$641,300
			\$484,100

## PASTURE AND RANGELAND

	AMOUNT	\$/ACRE	VALUE
PASTURE	10,000 ac	\$180	\$1,800,000
0%	10,000 ac	\$180	\$1,800,000
RANGELAND	95,000 ac	\$20	\$1,900,000
0%	95,000 ac	\$20	\$1,900,000
			<b>TOTAL PASTURE AND RANGELAND:</b>
			\$3,700,000
			\$3,700,000

# 10 YEAR SUMMARY



# Sustainable Agricultural Activities- Department Highlights

- 6,000 packages and shipments inspected for live exotic pests
  - 396 insect traps placed and inspected for live exotic pests
  - 350+ sites surveyed and treated for noxious and invasive weeds
  - Issued over 100 pesticide permits
  - Promoted the new statewide BeeWhere app
  - Issued 31 Certified Producers Certificates, 7 Certified Farmers Markets, registered 47 organic producers
- 
- 1,460 weighing and measuring devices tested for accuracy

AGRICULTURAL BIOLOGISTS/  
WEIGHTS & MEASURES INSPECTORS

Preston Neufeld  
Homero "Tony" Romero  
Monica Weakley  
Luci Wilson

AGRICULTURAL TECHNICIANS

Katelyn Carlson  
Kevin Scardigli  
Dean Tison  
Marianna York

OFFICE SUPPORT  
Jennifer Acree

## THANK YOU

Lastly, I would like to thank the many producers, industry representatives, businesses, and other public agencies who cooperated in supplying the data necessary to produce this report. Without their assistance, this crop report would not be possible.

Thank you!





QUESTIONS?