JOB SET

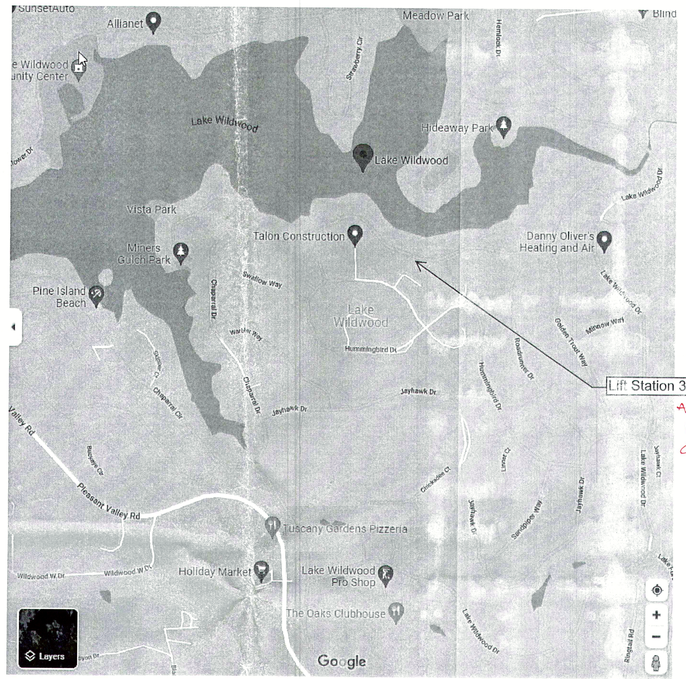

across from 10898 Chaparral Dr

Vicinity Map

JOB SET

PLANS SHALL REFLECT THE SCOPE OF WORK OF THE PROJECT. ANY CHANGES OR DEVIATIONS MUST BE SUBMITTED AND REVIEWED BY THE BUILDING DEPARTMENT PRIOR TO INSPECTION.

~~JOISTS, GIRDERS, LEDGERS, STRUCTURAL BLOCKING & SUPPORT POSTS SHALL BE PRESSURE-TREATED OR NATURALLY DECAY RESISTANT WHEN EXPOSED TO THE WEATHER (CRC R317.1.3)~~

SUBJECT TO FIELD INSPECTIONS

Scope: Repair lift station building due to falling tree & only electrical is a light and switch.

Occ: U
Const: V-B

2019 CA Building Standards Codes.

REVIEWED FOR COMPLIANCE
with County of Nevada Building Regulation Ordinance & current California Codes. The stamping of this plan & specifications SHALL NOT be held to permit or to be an approval of violation of any County Ordinance or State Law.
County of Nevada Building Department
Authorized Signature 10/15/21 Date
These plans must be kept on the premises & accessible to the inspector at all times

COUNTY OF NEVADA CALIFORNIA

JOB SET

Lake Wildwood Pump Station
LWW station 3-B repair
Cover Page

JOB SET

No.	Revision/Issue	Date

Project Address

PERMIT 213571
COUNTY RIGHT-OF-WAY
10866 CHAPPARRAL DR

Owners Name and Address

County of Nevada
Facilities Management
10014 N. Bloomfield Rd.
Nevada City, CA 95959

Drawn By	Sheet
TH	1 of 5
Date 10/4/2021	
Scale 1/8"=1'	

JOB SET

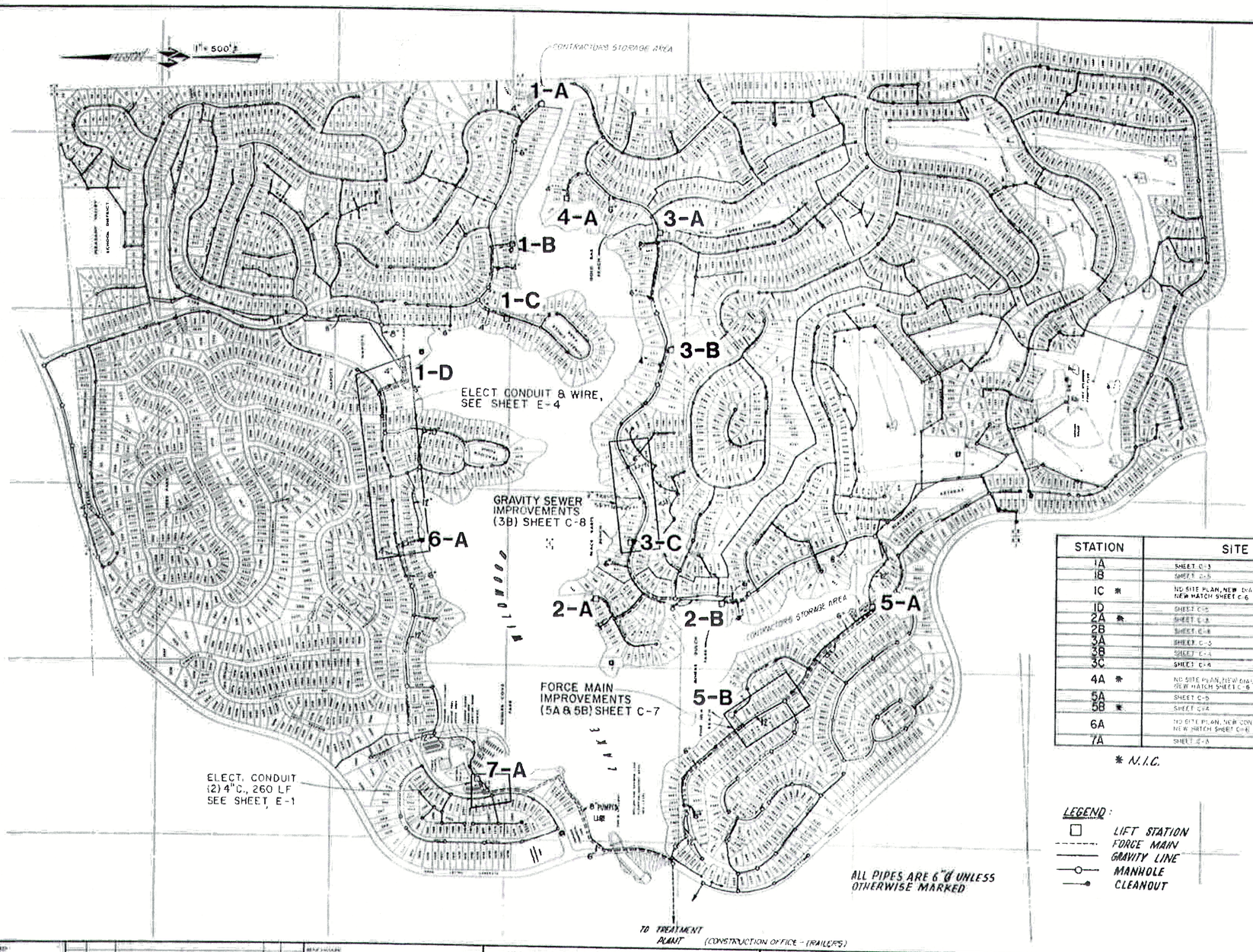

STATION	SITE PLAN
1A	SHEET C-3
1B	SHEET C-5
1C *	NO SITE PLAN, NEW DIALER - SHEET E-8 NEW MATCH SHEET C-6
1D	SHEET C-5
2A *	SHEET C-8
2B	SHEET C-8
3A	SHEET C-3
3B	SHEET C-4
3C	SHEET C-4
4A *	NO SITE PLAN, NEW DIALER - SHEET E-8 NEW MATCH SHEET C-6
5A	SHEET C-5
5B *	SHEET C-7
6A	NO SITE PLAN, NEW CONTROLS SHEET E-4 AND E-8 NEW MATCH SHEET C-8 NEW PUMPS SHEET C-6
7A	SHEET C-4

* N.I.C.

LEGEND:
- LIFT STATION
- FORCE MAIN
- GRAVITY LINE
- MANHOLE
- CLEANOUT

DESIGNED
DRAFTED
CHECKED

REV.	DATE	DESCRIPTION	BY	APPD

PSOMAS
Psomas & Associates Sacramento
646 North Market Boulevard, Suite 4
Sacramento, California 95834
916/929-2800
Engineers
Surveyors
Planners

SEWAGE LIFT STATION IMPROVEMENTS FOR LAKE WILDWOOD

SITE PLAN OVERALL

NEVADA COUNTY CALIFORNIA

DATE: SEPT 1989
SCALE:
PROJECT NUMBER: 6NEV0103

SHEET C-2
3 OF 27

Site Location Ref. only

JOB SET

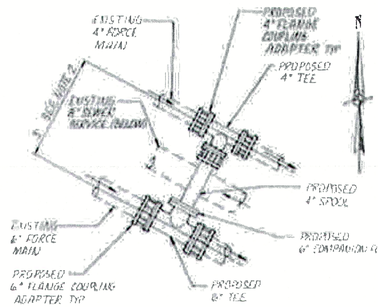

DETAIL E

WORK TO BE COMPLETED:

1. Provide 15' x 10' generator house with 20 KW generator, see Sheet A-1
2. Provide new pumps, see Table of Work, Sheet C-1
3. Provide new controls within generator house
4. Provide electrical conduits, see Sheet E-3.
5. Remove existing electrical controls
6. Provide new hatch, see Sheet C-6
7. Provide landscaping, see Sheet L-3
8. Provide A.B. as shown.
9. Provide intertie as shown, Detail E, & raise box

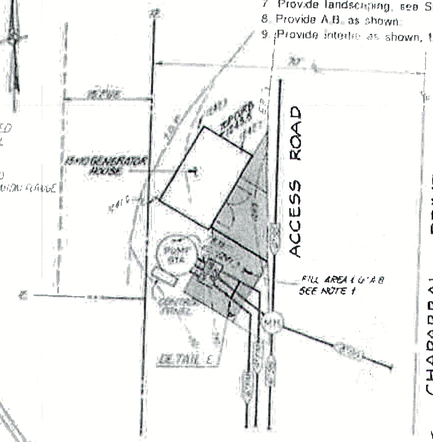

NOTE:

1. REGRADE S.E. FACE OF BUILDING WITH 6" A.B. & FILL AREA AROUND VALVE BOX, 95% COMPACTION. RAISE VALVE BOX (H-20 LOADING), PAVE WITH 6" AB.
2. CONTRACTOR TO VERIFY LOCATION AND DEPTH OF EXISTING PIPE.

WORK ITEM # 2, #9, N.I.C.

LIFT STATION 2-B

WORK ITEM # 2 - N.I.C.

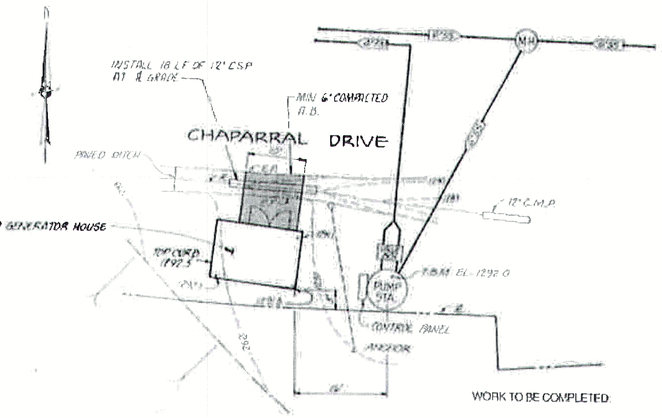

LIFT STATION 3-B

WORK TO BE COMPLETED:

1. Provide 15' x 10' generator house with 15 KW generator, see Sheet A-1.
2. Install salvaged pumps, see Table of Work, Sheet C-1.
3. Provide new controls within generator house.
4. Provide electrical conduits, see Sheet E-3.
5. Remove existing electrical controls.
6. Provide new hatch, see Sheet C-6.
7. Provide landscaping, see Sheet L-3.
8. Provide A.B. and culvert as shown.

WORK TO BE COMPLETED:

1. Provide new pumps, see Table of Work, Sheet C-1, salvage both duplex and install duplex pump in north wet well. Install simplex sump pump D-3041/286 in south wet well, 1 hp, with F3000 controls.
2. Provide new controls.
3. Provide electrical conduits, see Sheet E-3.
4. Remove existing electrical controls.
5. Provide new hatch on each wet well, see Sheet C-6.
6. Provide landscaping, see Sheet L-3.
7. Salvage equipment, existing pumps, and note 1.

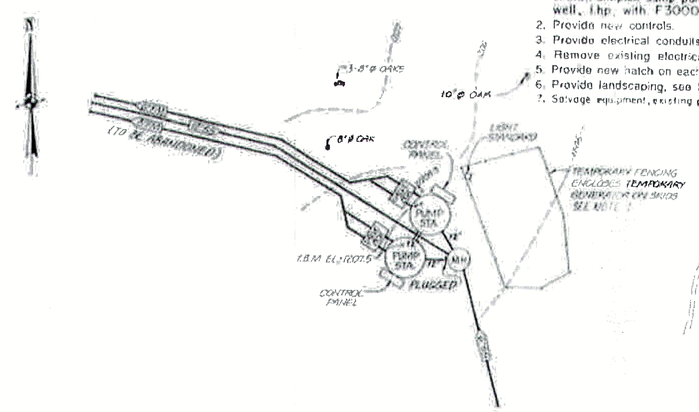

LIFT STATION 5-B N.I.C.

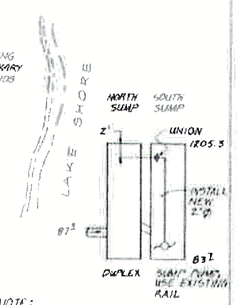

NOTE:

1. AFTER STARTUP, REMOVE FENCING AND EQUIPMENT, RETURN TO COUNTY.
2. CONTRACTOR TO FIELD VERIFY LOCATION AND DEPTH OF EXISTING PIPE.
3. 12" INTERTIES ARE EXISTING.

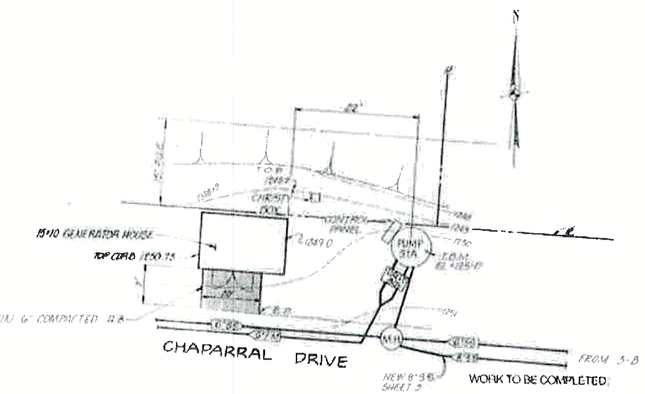

LIFT STATION 3-C

WORK ITEM # 2 - N.I.C.

WORK TO BE COMPLETED:

1. Provide 15' x 10' generator house with 15 KW generator, see Sheet A-1.
2. Install salvaged pumps, see Table of Work, Sheet C-1.
3. Provide new controls within generator house.
4. Provide electrical conduits, see Sheet E-3.
5. Remove existing electrical controls.
6. Provide new hatch, see Sheet C-6.
7. Provide landscaping see Sheet L-3.
8. Provide A.B. as shown.

12-31-89	DESIGNED	REV	DATE	DESCRIPTION	BY / APPD
	DRAFTED				
	CHECKED				

BENCHMARK

REV — ALTERATIONS

PSOMAS

Psomas & Associates Sacramento
646 North Market Boulevard, Suite 4
Sacramento, California 95834
916/928-7100

Engineers
Surveyors
Planners

SEWAGE LIFT STATION IMPROVEMENTS FOR LAKE WILDWOOD

SITE PLAN STATIONS 2-B, 3-B, 5-B & 3-C

NEVADA COUNTY — CALIFORNIA

DATE: SEPT 1989
SCALE: 1" = 10'
PROJECT NUMBER: 6NEV0103

SHEET C-4

5 OF 27

Site Location Ref. Only

JOB SET

Framing Notes:
Exterior Nails – Hot Dip Galvanized
Interior nails– steel sinkers

Nailing Schedule:
Roof Sheathing:
solidly supported edges of each sheet (edges) 8d @ 6" OC
Interior bearing, each sheet (field) 8d @ 8" OC

Studs to bearing
toe nails each side 2– 8d

Blocking
To studs, or rafters toe nail – each side each end 2–8d
In place of toe nails – end nail each end 2– 16d

Rafters
At each end, each side 2–16d

Double top plates
Lower plate to top of stud 2– 16d
upper plate to lower plate– staggered 16d @ 16" OC
Upper plate to lower plate– intersections 2– 16d @ 16" OC

Multiple studs at corners 2– 16d at 16" OC

Siding– edges 8d at 6" OC
field 8d at 8" OC

Simpson Hardware 1–1/4" teco nails

Exterior trim 2–16d at 16"OC

Facia Board– 2– 20d galv @ each rafter tail or outrigger. Apply construction adhesive at both miter faces before nailing

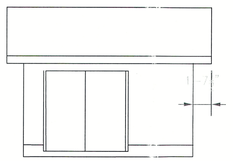

Front Elevation

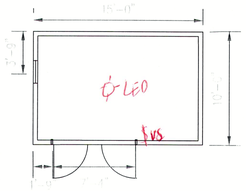

Floor Plan

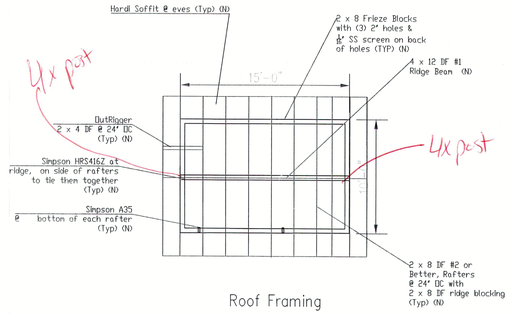

Roof Framing

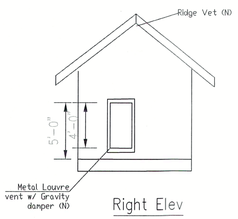

Right Elev

(Left Elevation Similar)

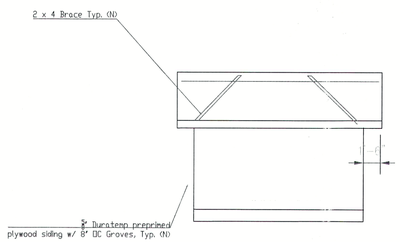

Rear Elevation

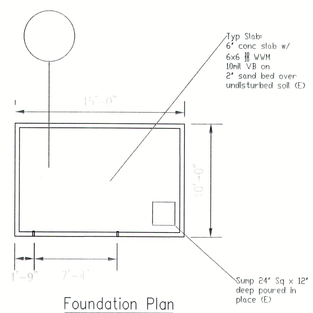

Foundation Plan

(E) Use Existing foundation

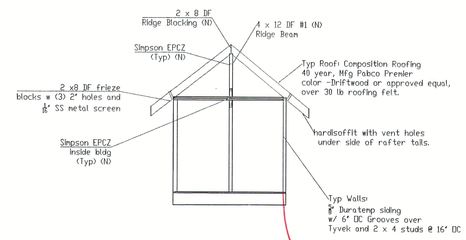

Building Section

1/2" anchor bolts w/ 3" washers @ 6'oc. max.

LWW Pump Lift Station 3-B

Rebuild from Tree Damage

Framing Plan

No.	Revision/Issue	Date

Project Address

Owners Name and Address

County of Nevada
Facilities Management
10014 N. Bloomfield Rd.
Nevada City, CA 95959

Drawn By: TH
Date: 7/17/2018
Scale: 1/2"=1'
Sheet: 3

JOB SET

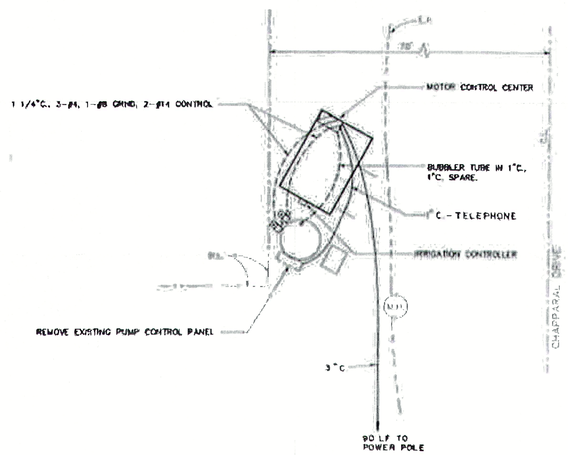

ELECTRICAL SITE PLAN – LIFT STATION 2-B – 20 H.P. 1" = 10'
(10 H.P. (E))

NOTES:

1. CONDUIT LOCATION IS SCHEMATICALLY SHOWN, COORDINATE EXACT LOCATION WITH OWNER.
2. EXISTING UTILITIES & SERVICES NOT SHOWN, CONTRACTOR TO DETERMINE LOCATION AND DEPTH. CONSTRUCT NEW CONDUIT TO MINIMIZE DISTURBANCE & CONFLICT; DO NOT DISTURB EXISTING LANDSCAPING. REPAIR DISTURBED SURFACES IN KIND.
3. SITE PLANS FOR STATIONS 1-C & 4-A ARE NOT SHOWN. THESE TWO STATIONS RECEIVE NEW DIALERS ONLY. SEE SHEET C-2 FOR SITE LOCATION.

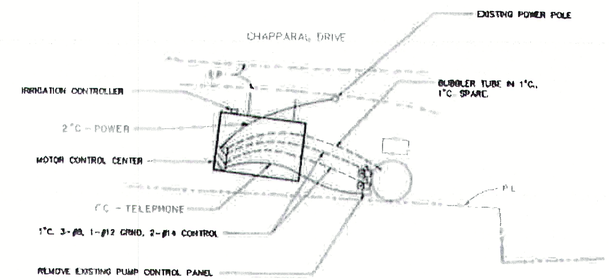

ELECTRICAL SITE PLAN – LIFT STATION 3-B – 10 H.P. 1" = 10'
(5 H.P.(E))

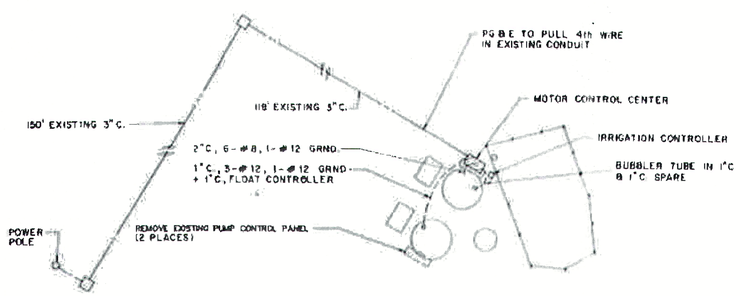

ELECTRICAL SITE PLAN – LIFT STATION 5-B – 10 H.P. 1" = 10'
N.I.C.

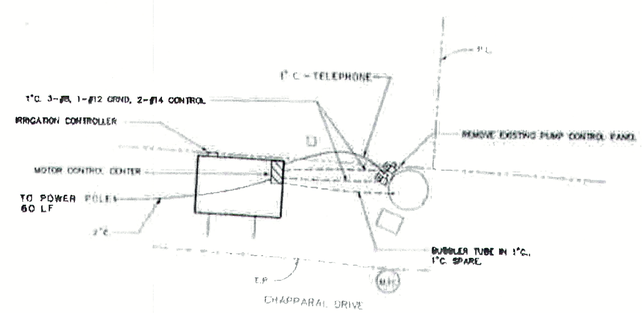

ELECTRICAL SITE PLAN – LIFT STATION 3-C – 10 H.P. 1" = 10'
(5 H.P. (E))

DESIGNED / DRAFTED / CHECKED	REV. DATE DESCRIPTION BY APPD	J. MICHAEL TRINDADE CONSULTING ENGINEER 7715 MOUNTAIN AVENUE GRANDEVALE, CA 95945	PSOMAS Pierson and Associates - Sacramento 446 North Market Boulevard, Suite 4 Sacramento, California 95814 916/929-7100 Engineers Surveyors Planners	SEWAGE LIFT STATION IMPROVEMENTS FOR LAKE WILDWOOD ELECTRICAL SITE PLAN STATIONS 2-B, 3-B, 5-B & 3-C NEVADA COUNTY CALIFORNIA

DATE SEPT 89 | SHEET E-3 | SCALE NOTED | 21 | PROJECT NUMBER 8NEV0103 | OF 27

For Ref only

Existing Electrical

JOB SET

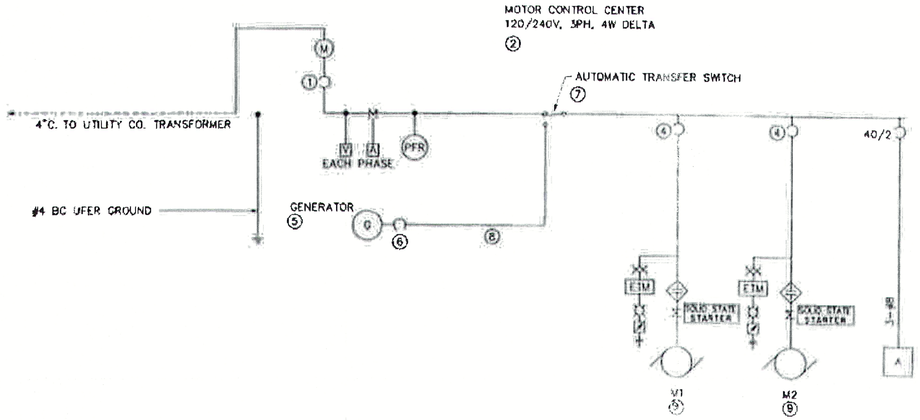

ONE LINE DIAGRAM

LIFT STATION	MAIN C.B AMPS 1	MAIN BUS AMPS 2	PUMP HP (1)	PUMP C.B AMPS	GENSET KW 5	GENSET C.B AMPS 6	TRANSFER SWITCH AMPS 7	GENERATOR CONDUCTORS 8	9	(E) PUMP C.B. AMPS 4 (2)	
1-B	100/3	100	7.5	45/3	15	50/3	100	1"C., 4-#6	(5 HP (E))	35/3	ADDITIVE # 1
2-B	200/3	200	20	80/3	20	60/3	200	1"C., 4-#6	(10 HP (E))	60/3	
3-A	100/3	100	10	60/3	15	50/3	100	1"C., 4-#6	(10 HP (E))	60/3	
3-B	100/3	100	10	60/3	15	50/3	100	1"C., 4-#6	(5 HP (E))	35/3	
3-C	100/3	100	10	60/3	15	50/3	100	1"C., 4-#6	(5 HP (E))	35/3	

NOTES:

1 FURNISH SOLID STATE STARTER SIZED FOR FUTURE PUMP H.P.

2 FURNISH C.B. SIZED FOR (E) PUMP.

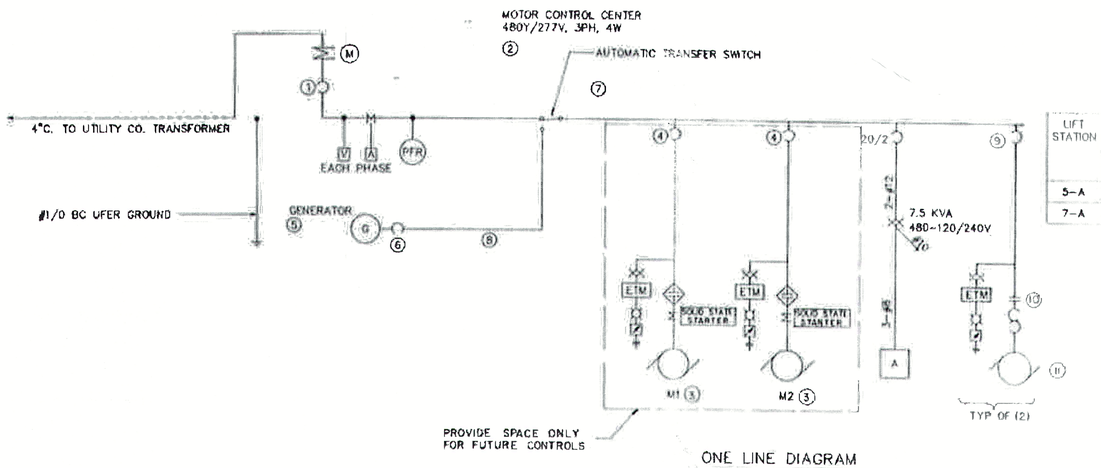

ONE LINE DIAGRAM

LIFT STATION	MAIN C.B AMPS 1	MAIN BUS AMPS 2	PUMP HP 3	PUMP C.B AMPS 4	GENSET KW 5	GENSET C.B AMPS 6	TRANSFER SWITCH AMPS 7	GENERATOR CONDUCTORS 8	11	PUMP C.B. AMPS 9	STARTER SIZE 10
5-A	400/3	400	88	150/3	80	125/3	400	1 1/2"C., 4-#1	(7.5 HP (E))	20/3	1
7-A	200/3	200	47	100/3	50	80/3	200	1 1/4"C., 4-#4	(10 HP (E))	25/3	1

NOTE:

RECONNECT TERMINAL LEADS ON EXISTING PUMPS FOR 480 VOLT SERVICE

For reference Only

Existing Electrical

J. MICHAEL TRANDADE
CONSULTING ENGINEER
7715 MOUNTAIN AVENUE
ORANGEVALE, CA 95662 989-0061

PSOMAS

Psomas and Associates - Sacramento
640 North Market Boulevard, Suite 4
Sacramento, California 95834
916-929-7309

Engineers
Surveyors
Planners

SEWAGE LIFT STATION IMPROVEMENTS FOR LAKE WILDWOOD

ONE-LINE DIAGRAMS

NEVADA COUNTY CALIFORNIA

DATE SEPT 89
SCALE NOTED
PROJECT NUMBER 8NEV0103
SHEET E-7
25
27

minor Electrical repair.
Replace Light fixtures with LED
Install New Light switch with VACANCY SENSOR

JOB SITE